

F. No. 9-11-2014-GIM-ODISHA
Government of India
Ministry of Environment, Forest and Climate Change
Green India Mission

Indira Paryavaran Bhawan
Jor Bagh Road, Aliganj
New Delhi-110003

Dated: 09th January, 2023

To

The Pay & Accounts Officer
Ministry of Environment, Forest & Climate Change
Indira Paryavaran Bhawan
Jor Bagh Road, Aliganj
New Delhi-110003

Subject: Release of Funds under the National Mission for a Green India (GIM) for the approved Annual plan of Operation of FY 2021-22 & 2022-23 for the State of Odisha in FY 2022-23: reg.

Sir,

I am directed to convey the sanction of the President of India to release of **Rs 8.4756 Crore (Rupees Eight Crores, Forty-Seven Lakh, Fifty-Six Thousand only)**, as Grant-in Aid to the State Government of **Odisha** for onward release to the State Forest Development Agency, **Odisha** (SFDA) in FY 2022-23 under GIM. Head wise detail given below:

Table 1 - Balance instalment under GIM for the approved Annual plan of Operation of FY 2021-22 (detail of sanction order attached in Annexure - 1)

S. No.	Particulars	Rs. in Crores
		Amount
(a)	Total cost of approved APO 2021-22	21.99
(b)	Amount to be released as Central Govt's share 60% of (a)]	13.194
(c)	Amount to be met by State Govt. as State share [40% of (a)]	8.796
(d)	Amount released as 1st instalment in the FY 2021-22	9.2358
(e)	Balance amount of FY 2021-22	3.9582
(f)	Less: Unspent Amount	0.8526
(g)	Balance of FY 2021-22 to be released in the FY 2022-2023	3.1056

Table 2 - 1st instalment under GIM for the approved Annual plan of Operation of FY 2022-23 (detail of sanction order attached in Annexure - 2)

S no.	Particulars	Rs. In Crore
		Amount
(a)	Total cost of approved APO -2022-23	35.83
(b)	Amount to be released as Central Govt's share [60% of (a)]	21.50
(c)	Amount to be met by State Govt. as State share [40% of (a)]	32.25
(d)	Amount to be released as 1st installment during FY 2022-23 [25% of (b)] as per revised guidelines	5.37
(g)	Balance fund to be released as per the progress (b-d)	16.12


(वजीर सिंह)
(VAZIR SINGH)
अवर सचिव/Under Secretary
पर्यावरण, वन एवं जलवायु परिवर्तन मंत्रालय
M/o Environment, Forest and Climate Change
भारत सरकार, नई दिल्ली
Govt. of India, New Delhi

Total to be released to the State of Odisha.

Sr. No.	Budget Head	RE 2022-23 (in Crores)	Centre's share Proposed for the State Committed Liability	New Work	Total (Rs. in Crores)
a.	General (3601.06.101.01.01.31)	116.00	3.1056	5.37	8.4756
b.	NER (2552.00.109.08.01.31)	12.00	-	-	-
c.	SCSP (3601.06.789.01.01.31)	15.00	-	-	-
d.	TSP (3601.06.796.01.01.31)	17.00	-	-	-
Total		160	3.1056	5.37	8.4756

Yours faithfully



(Vazir Singh)

Under Secretary to the Govt. of India

Digitally signed by Vazir Singh, DN: cn=Vazir Singh, o=Ministry of Education, ou=Government of India, email=vazir.singh@mea.gov.in, c=IN

5. Further, in accordance with Para 12 of the Government of India O.M. No. 1(13) PFMS/FCD/2020 dated 23rd March, 2021, issued by the DoE (MoF), which states that 'In the beginning of a financial year, the Ministries/Departments will release not more than 25% of the amount earmarked for a State for a CSS for the financial year. Additional central share (not more than 25% at a time) will be released upon transfer of the stipulated State share to the Single Nodal Account and utilization of at least 75% of the funds released earlier (both central and State Share) and compliance of the condition's of previous sanction'.

The funds shall be released in the following manner:

		Rs. in Crores
S. No.	Particulars	Amount
(a)	Total cost of approved APO -2022-23	35.83
(b)	Amount to be released as Central Govt's share [60% of (a)]	21.50
(c)	Amount to be met by State Govt. as State share [40% of (a)]	32.25
(d)	Amount to be released as 1st Instalment during FY 2022-23 [25% of (b)] as per revised guidelines	5.37
(g)	Balance fund to be released as per the progress (b-d)	16.12

6. The Grants-in-Aid shall be regulated in accordance with the provisions contained in GIM Implementation Guidelines of Ministry of Environment, Forest and Climate Change, Government of India, New Delhi (MoEF&CC). The Grants-in-Aid is also subject to the Chapter 9 of the General Financial Rules (GFR) 2017, as amended from time to time, based on the Government of India's decisions incorporated there under, and any other guidelines which may be issued in this regard, and in particular subject to the following conditions: -

- i. The Grants-in-Aid to the State Government for onward release to SNA is subject to the Economy Instructions issued from time to time by the Ministry of Finance or by any Competent Authority so designated.
- ii. No staff is to be provided specifically for the Scheme.
- iii. Assets acquired wholly or substantially out of Government Grants shall not be disposed of without obtaining the prior approval of the sanctioning authority of Grants-in Aid.
- iv. SNA shall maintain and shall present their Annual Accounts in the standard format as required under GFR 2017 (GFR).
- v. The entire funds should be utilized by the end of the current financial year on pro-rata basis following the provisions of GFR, 2017. The SNA shall furnish Utilization Certificate as per GFR 19-A format giving the unspent balance and interest accrued, stating the reason for non-utilization of funds if any, along with its request for the release of next instalment of The Grants-in-Aid certifying that the fund released to them, for which Utilization Certificates have been issued, has been utilized exclusively in pursuance of activities envisaged in the Rules/Memorandum of SNA and that the Grant


(वजीर सिंह)
VAZIR SINGH
अवर सचिव/Under Secretary
पर्यावरण, वन एवं जलवायु परिवर्तन मंत्रालय
M/o Environment, Forest and Climate Change
भारत सरकार, नई दिल्ली
Govt. of India, New Delhi

has been spent as per the instructions/ rules and with the approval of Competent Authority in each case.

- vi. The Accounts of SNA, as mentioned in Para 7(b) below, shall be open for inspection by the sanctioning authority and audit, both by the Comptroller and Auditor General of India or by any person authorized by him on his behalf in accordance with the provisions laid down in Section 14 of the C&AG (DPC) 1971 as amended from time to time and Internal Audit Party by the Principal Accounts Office of the Ministry or Department whenever it is called upon to do so.
 - vii. The auditing of accounts of the SNA/IAs, as mentioned in Para 7(b) below, operated for GIM shall be carried out through a reputed Chartered Accountant who is also on the panel of C&AG. The audit report must be submitted along with the Utilization Certificate.
 - viii. The Grants-in-Aid shall be utilized on pro-rata basis before the end of the current financial year i.e. 2022-23 and unspent balance, if any, shall be refunded by SNA to the Government of India as per the relevant provisions of GFR 2017.
 - ix. Detailed progress report of the activities taken up by SNA under GIM shall be submitted to MoEF&CC soon after the end of financial year, along with photographs (with date) prior to commencement and after completion of each activity.
 - x. The performance achievement report by SNA/State Government along with photographs should be uploaded in their website for public access.
7. The project shall be implemented by SNA strictly in conformity with the Implementation Guidelines 2014 of Green India Mission including the following: -
- a. The activities under the Mission shall be implemented on pro-rata basis in the areas as indicated and in the project proposal and approved by the GIM Directorate.
 - b. The funds received by the SNA shall be deposited in its exclusive and separate bank account in a Nationalized Bank, which would be operated jointly by its Chairperson and the Member Secretary. The interest amount if any, accrued on the deposits of these funds shall be treated as part of the SNA's additional resources and would be adjusted towards further instalments of the grant/assistance in the same financial year.
 - c. IA/ JFMCs shall maintain a record of all assets created under the project as per GFR 151 and furnish CST in case of purchase of leviable goods.
 - d. Contractors / middlemen/ intermediate agencies are not permitted to be engaged for execution of any of the works under the scheme so as to ensure that the full wages are paid to the workers.
 - e. Payment towards wages/remuneration as well as contractual obligations should be made through bank accounts of recipients and not through cash


payments. The copy of PF and ESI in respect of contractual employees to be submitted in compliance with DBT scheme.

- f. The State will comply with DBT Mission conditions and will also submit details of all beneficiaries as per the prescribed format to the GIM Directorate.
- g. Evidence of deposit of TDS/ CST in case of contract payments and CST in case of purchase of leviable goods should be submitted to the Ministry.
- h. A quarterly statement of accounts and progress of works carried out in the L3 level landscapes shall be submitted by each JFMC/ EDC to the IA which, in turn, shall compile its own progress report for onward submission to SNA. SNA shall prepare a comprehensive Annual Report on the progress of works and utilization of funds in respect of all L2 level landscapes and submit to MoEF&CC, Government of India soon after the end of the financial year.
- i. In case an IA fails to execute the project in the identified L2/L3 landscapes within the stipulated time, including such extensions as may be granted by the Competent Authority, the Competent Authority may, in its discretion, require the SNA to refund the grant in whole or in such part on account of the concerned IA along with interest thereon.
- j. There shall be no diversion of earmarked funds from one L2/L3 landscape to another one except in case of unavoidable circumstances and only with the prior approval of Mission Directorate.
- k. Except for supervening impossibilities, the Chairperson and the Member Secretary of the SNA/IA shall be solely responsible and accountable for successful implementation of the project.
- l. The funds released under the scheme shall be subject to audit by the Comptroller and Auditor General of India or his nominated officer. Any other agency/ officer (s) authorized by GIM shall have the right of access to the books and accounts of the SNA/ IA/JFMCs and EDCs for the funds received under the project.
- m. The SNA shall submit non-diversion and non-embezzlement certificate each time a request for release of grant is made to GIM Directorate.
- n. The SNA shall be responsible for guidance, coordination, supervision, periodical reporting and monitoring the implementation of the project by their constituent IAs/JFMCs/ EDCs. The project shall also be monitored periodically by the respective State Forest Departments and all assistance for this purpose shall be rendered by the SNA. In addition to this, MoEF&CC shall supervise the project, as and when deemed required.
- o. The Competent Authority reserves the right to terminate the grant at any stage if it is convinced that the grant has not been properly utilized or appropriate progress has not been made.
- p. The SNA shall follow strict corruption mitigation strategies while utilizing the funds.


(वजीर सिंह)
(VAZIR SINGH)
अपर सचिव/Under Secretary
पर्यावरण, वन एवं जलवायु परिवर्तन मंत्रालय
Min. Environment, Forest and Climate Change
भारत सरकार, नई दिल्ली
Govt. of India, New Delhi

10/11/2023
10/11/23
10/11/23

- q. The implementation of the project and maintenance of plantations raised there under that spill over to the next year shall be the responsibility of the State Government unless the GIM scheme is continued.
- r. SNA shall take necessary steps to ensure raising of quality seedlings and maximum survival of plants under the GIM Scheme. The survival percentage of plantation shall be reflected in the subsequent Quarterly Progress Report submitted to the Ministry along with the details on the progress of activities carried out under the Mission.
- s. SNA shall also submit a certificate to the effect that all conditions laid down in the Implementation Guidelines and the Sanction Order are being followed each time a request for release of grant is made to GIM Directorate.
- t. The project should be completed within the stipulated time period as reflected in the Perspective Plan and APO. The SNA shall furnish two (2) copies of detailed report to Mission Directorate within two months of completion of the project.
- u. The expenditure for the purchase of equipment's and creation of capital assets must not exceed 5% of the total cost of the APO and a copy of purchase of permanent equipment's may be furnished.
8. The SFDA shall also ensure the following conditions, prior to seeking the release of the next instalment of funds:
- a. The State Government shall ensure that the work of preparation of comprehensive Micro-level plans is duly carried out after taking into account all the activities/interventions to be implemented with the funds available from various sources/complementary schemes to ensure convergence. The information related to such financial micro-planning in respect of the landscapes showing the details of the break-up of the funds from various sources (e.g. MoEF&CC, CAMPA, MNREGS, etc.) that are required to be converged in the ratio approved by the CCEA shall be furnished by the State Government.
- b. The detailed baseline data after preparation of micro-plans for L3 level landscapes in respect of all the monitorable parameters shall be furnished by the State Government while submitting the proposal for release of further funds.
- c. Latitude/longitude coordinates of each landscape/area of intervention where the activities under GIM or convergence activities are proposed with any other complementary scheme will be furnished by the State Government.
- d. Geo-coordinates along with geo-referenced maps (including soft copy in .shp/.kml format) for each landscape/area where the activities under GIM or under convergence are proposed and being undertaken shall be duly authenticated by an officer.
- e. Satellite photographs with dates and GPS coordinates should be furnished before and after the implementation of the scheme and furnished with the


(VAZIR SINGH)
अवर सचिव/Under Secretary
पर्यावरण, वन एवं जलवायु परिवर्तन मंत्रालय
Ministry of Environment, Forest and Climate Change
भारत सरकार, नई दिल्ली
Govt. of India, New Delhi

physical progress report. The photographs should be taken both before commencement and after completing of each activity e.g. advanced work and creation.

- f. Ensure saturation of the selected landscapes sequentially starting with L3s and progressing over L2s and L1s with the requisite interventions in the stipulated time period to avoid duplication.
- g. Ensure State's matching share as per the funding pattern of the scheme which should be reflected in the UC.
- h. The release of the balance instalment would also be subject to the condition that the State will provide a matching share as per the present funding pattern. The contribution of State's matching share should be reflected in the UC.
- i. Conformity with the guidelines for flexi funds within Centrally Sponsored Schemes issued by the Dept. of Expenditure, Ministry of Finance from time to time. The State will ensure that is the State desire to set aside 25% of the Flexi Fund, it should be within the overall allocation to the State and not over and above the cost of the Annual Plan of Operation 2021-22.
- j. The yearly data of beneficiaries separately including SCSP and TSP shall be maintained by State. Payment to labour strictly by DBT and evaluation report may be submitted by State.

9. The SNA shall also ensure the following conditions, prior to seeking the release of the next instalment of funds:

- a. The State Government shall ensure that the work of preparation of comprehensive Micro-level plans is duly carried out after taking into account all the activities/interventions to be implemented with the funds available from various sources/complementary schemes to ensure convergence. The information related to such financial micro-planning in respect of the landscapes showing the details of the break-up of the funds from various sources (e.g. MoEF&CC, CAMPA, MNREGS, etc.) that are required to be converged in the ratio approved by the CCEA shall be furnished by the State Government.
- b. The detailed baseline data after preparation of micro-plans for L3 level landscapes in respect of all the monitorable parameters shall be furnished by the State Government while submitting the proposal for release of further funds.
- c. Latitude/longitude coordinates of each landscape/area of intervention where the activities under GIM or convergence activities are proposed with any other complementary scheme will be furnished by the State Government.
- d. Geo-coordinates along with geo-referenced maps (including soft copy in .shp/.kml format) for each landscape/area where the activities under GIM or under convergence are proposed and being undertaken shall be duly

(**वजीर सिंह**) authenticated by an officer.

(**VAZIR SINGH**)

अवर सचिव/Under Secretary
पर्यावरण, वन एवं जलवायु परिवर्तन मंत्रालय
M/o Environment, Forest and Climate Change
भारत सरकार, नई दिल्ली
Govt. of India, New Delhi

- e. Satellite photographs with dates and GPS coordinates should be furnished before and after the implementation of the scheme and furnished with the physical progress report.
- f. Certification that the creation/Maintenance work has been carried out in the area of which geo-references have been submitted.
- g. Ensure saturation of the selected landscapes sequentially starting with L3s and progressing over L2s and L1s with the requisite interventions in the stipulated time period to avoid duplication.
- h. The contribution of State's matching share should be reflected in the UC.

10. In accordance with the revised procedure, the Reserve Bank of India may please be advised to pass on the credit to the Central Accounts Section, Nagpur for transferring the funds to the accounts of Government of **Odisha** and to debit the amount to the Account of Ministry of Environment, Forest & Climate Change, Govt. of India, New Delhi.

11. The State Government of **Odisha** would make provisions in their budget and on receipt of funds from RBI, release the grants of above funds within 15 days of the issue of this sanction letter to SNA the details of which are given below, under intimation to this office.

Name and Address of SNA	Name of Bank where A/c of SNA held	Name and complete address of the bank branch	IFSC/MICR Code/ Bank Branch Code	Type of Account	Account No.
SFDA, O/o PCC F, Odisha Aranya Bhawan Chandrasekhar pur, Odisha-751023	HDFC Bank LTD, KIIT University, Bhubaneswar-751024	HDFC Bank LTD, KIIT University Branch, KIIT Campus, Near KIMS Administrative Block, Patia, Bhubaneswar-751024	IFSC Code- HDFC0003951	Saving	50100443974236

12. The payment sanctioned above is provisional. The final adjustment shall be made after receipt of the item wise physical and financial Progress Report (detailed report), Utilization Certificate and Audited Expenditure figures from the implementing agency at the time of next release.

13. The implementing agency is requested to ensure that the Central Assistance being released shall be gainfully utilized in furtherance of the approved APO without any time overrun under the project/scheme. The proposed area coverage under the work programme should not be over-lapping with any other Central/State scheme and there should be no duplication of central / external assistance in any case.

14. The expenditure is debit to the following Head of Accounts under Demand No. 28 of Ministry of Environment, Forest and Climate Change (2022-23).


(VAZIR SINGH)
अवर सचिव/Under Secretary
पर्यावरण, वन एवं जलवायु परिवर्तन मंत्रालय
Min. of Environment, Forest and Climate Change
भारत सरकार, नई दिल्ली
Govt. of India, New Delhi

Items	Budget Head	Allocation (in Rs, Crore)
General	3601.06.101.01.01.31	5.37
Total		5.37

14. The sanction issues with the approval of the Competent Authority under the power delegated to the Ministries/Departments with the concurrence of Integrated Finance Division vide **IFD No.196/IFD/2023 dated 04.01.2023**.

Yours faithfully



(Vazir Singh)

Under Secretary to Government of India (GIM)

Encl: as above

Copy to: -


1. The Chief Secretary, Govt. of Odisha, Bhubaneswar
2. Principal Chief Conservator of Forests, Department of Forest 2nd Environment, Govt. of Odisha, Bhubaneswar.
3. The Principal Secretary, Department of Forest and Environment, Govt. of Odisha, Bhubaneswar.
4. The Principal Secretary, Department of Finance, Govt. of Odisha, Bhubaneswar.
5. The Principal Secretary, Department of Planning and Coordination, Govt. of Odisha, Bhubaneswar.
6. The Accountant General (AE), Govt. of Odisha, Bhubaneswar.
7. The State Nodal Officer (61M), Department of Forest and Environment, Govt. of Odisha, Bhubaneswar.
8. The Addl. Pr. Chief Conservator of Forests, Regional Office (EZ), IVtoEF&CC, Govt. of India, 13hubaneswar.
9. Additional Secretary & Financial Advisor, Moa&CC, New Delhi.
10. Inspector General of Forests (Forest Conservation), MoEF&CC, New Delhi.
11. Joint Secretary (Climate Change), MoEF&CC, New Delhi.
12. Joint Secretary (MGNREGS)-RE-1, MoRD, New Delhi.
13. Joint Secretary (PF-I1), Department of Expenditure, Ministry of Finance, New Delhi.
14. The Manager, Reserve Bank of India, Nagpur.
15. The Principal Director (Audit), Scientific Department, AGCR Building, New Delhi.
16. The DDO (Cash), MoEF&CC, New Delhi.
17. Account Officer (B&A), MoEF&CC, New Delhi.
18. Sanction Folder/ Guard File.

Annexure-1: Work Plan giving landscape-wise details for carrying out Advance (including additional mangrove work), creation & Maintenance work of FY 2022-23 Wage Rate: Rs. 315/day/Physical Target in Ha. And Financial Target in Rs. Lakh)

		Landscape Name:		Bhawanipatna (FDA, Kalabandi North)		Bhawanathpur (FDA, Kalabandi South)		Keogaon (FDA, Kalabandi North)				
Sl. No.	Submission/ Intervention	Category	Type	State Cost Norm (Rs/ha) @ wage rate Rs.315/- per MD	State Cost Norm (Rs/ha) @ wage rate Rs.333/- per MD	Physical (in ha) & Financial (in Rs.) Target	Physical (in ha) & Financial (in Rs.) Target	Physical (in ha) & Financial (in Rs.) Target	Physical (in ha) & Financial (in Rs.) Target			
A. Cost norms for Sub Measures and Interventions												
1	Sub Measure 1: Enhancing quality of forest cover and improving ecosystem services	Moderately dense forest cover, but showing degradation	Activity: Conversion of Moderately dense forest cover to dense forest									
			Sub Activity: Protection from fire, grazing, illicit felling etc.									
			of Advance Work @Wage rate of Rs.315/- per MD	5398	5398	0	0	0	0	0	0	
			of Creation	22404	29801	10	254090	25	615205	25	638225	
			of Maintenance 1 Year	9685	10238	0	0	0	0	0	0	
			II Year	5147	5441	50	257350	50	257350	50	257350	
			III Year	1905	2014	0	0	0	0	0	0	
			Total	47544	49952	60	511440	75	892575	75	892575	
			200 Plant/Ha. (Type A)									
			of Advance Work @Wage rate of Rs.315/- per MD	6899	6899	30	206970	40	275960	40	2537134.732	
of Creation	28190	29801	51	1494090	100	2819038.591	40	0				
of Maintenance 1 Year	10187	10769	0	0	0	0	0	0				
II Year	4294	4539	100	429372	100	429372.4832	100	429372.4832				
III Year	1202	1271	250	300466	250	300465.604	500	661029.3289				
Total	50772	53279	433	2430899	490	2824837	740	3627532				
400 Plants/Ha. (Type B)												
of Advance Work @Wage rate of Rs.315/- per MD	13828	13828	30	414840	30	414840	0	0				
of Creation	52334	56382	30	1600031	30	1600030.872	25	1333359.06				
of Maintenance 1 Year	19613	20754	0	0	0	0	0	0				
II Year	6762	7148	100	676193	100	676192.953	100	676192.953				
III Year	1690	1787	250	422555	250	422554.5302	500	845109.0604				
Total	95247	99900	410	3113618	410	3113618	625	2854661				
Plants/Ha.												
of Advance Work @Wage rate of Rs.315/- per MD	24328	24328	0	0	0	0	0	0				
of Creation	35142	37160	5	175710	10	351420	5	175710				
of Maintenance 1 Year	19593	20713	0	0	0	0	0	0				
II Year	13002	13745	40	520080	25	325050	10	130020				
III Year	3750	3964	40	150000	40	150000	50	187500				
Total	95815	99900	85	845790	75	826470	65	491230				
of Advance Work @Wage rate of Rs.315/- per MD	12957	12957	10	326570	10	326570	0	0				


(Vazir Singh)
Under Secretary
 Joint Environment, Forest and Climate Change
 Govt. of India, New Delhi

Sl. No.	Submission/ Intervention	Category	Landscape Name:	Bhawanipatna (FDA, Kalahandi North)		Biswanathpur (FDA, Kalahandi South)		Keopon (FDA, Kalahandi North)	
				Physical (in ha) & Financial (in Rs.) Target	Physical (in ha) & Financial (in Rs.) Target	Physical (in ha) & Financial (in Rs.) Target	Physical (in ha) & Financial (in Rs.) Target		
		Type	State Cost Norm (Rs/ha) or wage rate per MD	State Cost Norm (Rs/ha) or wage rate per MD	Physical (in ha) & Financial (in Rs.) Target	Physical (in ha) & Financial (in Rs.) Target	Physical (in ha) & Financial (in Rs.) Target	Physical (in ha) & Financial (in Rs.) Target	
			175474	185501	10	1754740	10	1754740	
		b) Creation	42591	45025		0		0	
		c) Maintenance 1 Year	27246	29803	25	681150	25	681150	
		II Year	6989	7388	50	349450	50	349450	
		III Year	284957	299374	90	3111910	90	3076965	
		Total							
		1600 Plant/Ha.							
		a) Advance Work @Wage rate of Rs.333/- per MD	132323	132323	0	0	0	0	
		b) Creation	102498	108355	6	819984	6	819984	
		c) Maintenance 1 Year	44698	47252		0		0	
		II Year	24682	26092	5	123410	5	123410	
		III Year	22366	23644	10	223660	10	2236600	
		Total	326567	337666	23	1167054	13	943394	
		2500 Plant/Ha.							
		a) Advance Work @Wage rate of Rs.333/- per MD	3420						
		b) Creation	91296						
		c) Maintenance 1 Year	21712						
		II Year	17052						
		III Year	14202						
		Total	147682	0	0	0	0	0	
		[1600 plants/ha]							
		a) Advance Work @Wage rate of Rs.333/- per MD	18694	18694	0	0	0	0	
		Creation (Extra Gaboon Rs. 299 per seedlings)	418176	442072	0	0	0	0	
		1st Year (Extra Gaboon Maint. Rs.40 per seedlings)	262422	277418		0		0	
		2nd Year (Extra Gaboon Maint. Rs.30 per seedlings)	111496	117867	5	797480	5	797480	
		3rd Year	98760	103981	10	983600	10	983600	
		Total	909138	960021	15	1781080	15	1781080	
		Distribution of Seedlings for planting in Farmer's Land @Wage rate of Rs.333/- per MD)	86153	86153	0	0	0	0	
		Road Side Plantation 1600 Plant/Ha							
		a) Advance Work @Wage rate of Rs.333/- per MD)	31523	31523	0	0	0	0	
		Creation (Extra Gaboon Rs. 299/per seedlings)	428060	452521	1	906460	1	906460	
		1st Year (Extra Gaboon Maint. Rs.40 per seedlings)	316713	334811	0	0	0	0	



(Vazir Singh)
(Vazir Singh)
 Secretary
 M/o Environment, Forest and Climate Change
 Govt. of India, New Delhi

Sl. No.	Submission/ Intervention	Category	Type	State Cost Norm (Rs./ha) or wage rate (Rs./3.33/- per MD)	Dibrugarh / Dibrugarh (PDA, Dibrugarh)		Asha / Badagaon (PDA, Guamur South)		Dhenkanal / Hindol (PDA, Dhenkanal)									
					Physical (in ha) & Financial (in Rs.) Target	Phy. / Fin.	Physical (in ha) & Financial (in Rs.) Target	Phy. / Fin.	Physical (in ha) & Financial (in Rs.) Target	Phy. / Fin.								
1	Sub Mission 1: Enhancing quality of forest cover and improving ecosystem services	a) Moderately dense forest cover, but showing degradation	Activity: Conversion of Moderately dense forest cover to dense forest Sub Activity: Protection from fire, grazing, illicit felling etc.	5398	Phy.	0	Phy.	0	Phy.	0	Phy.	0						
					Fin.	0	Fin.	0	Fin.	0	Fin.	0						
					a) Advance Work @Wage rate of Rs.333/- per MD													
					i) Creation													
					Phy.											35	0	889315
					Fin.											0	0	0
					ii) Maintenance 1 Year													
					Phy.											50	0	257350
					Fin.											0	0	0
					Total											85	0	1146665
200 Plant/Ha. (Type A)																		
a) Advance Work @Wage rate of Rs.333/- per MD																		
i) Creation																		
Phy.											0	0	0					
Fin.											2537134.732	0	137980					
ii) Maintenance 1 Year																		
Phy.											100	0	429372.4832					
Fin.											528819.4631	0	661024.3289					
Total											630	0	3495327					
400 Plants/Ha. (Type B)																		
a) Advance Work @Wage rate of Rs.333/- per MD																		
i) Creation																		
Phy.											0	0	0					
Fin.											1600030.872	0	276560					
ii) Maintenance 1 Year																		
Phy.											100	0	676192.953					
Fin.											338043.6242	0	845109.0604					
Total											330	0	3614267					
Plants/Ha.																		
a) Advance Work @Wage rate of Rs.333/- per MD																		
i) Creation																		
Phy.											0	0	0					
Fin.											0	0	0					
ii) Maintenance 1 Year																		
Phy.											20	0	360040					
Fin.											150000	0	1500000					
Total											60	0	410040					
1600 Plant/Ha.																		
b) Advance Work @Wage rate of Rs.333/- per MD																		
i) Creation																		
Phy.											0	0	0					
Fin.											0	0	0					
ii) Maintenance 1 Year																		
Phy.											20	0	260040					
Fin.											40	0	1500000					
Total											70	0	761460					
1600 Plant/Ha.																		
b) Restoring Scrublands																		
i) Creation																		
Phy.											0	0	0					
Fin.											0	0	0					
ii) Maintenance 1 Year																		
Phy.											5	0	163285					
Fin.											15	0	2632110					
Total											15	0	2632110					
175474																		
175474																		
175474																		
175474																		
175474																		
175474																		
175474																		
175474																		
175474																		
175474																		

Handwritten notes and signatures in the right margin, including a signature and some illegible text.

Handwritten signature and text at the bottom right, including the name 'VAZIR SINGH' and the title 'Secretary'.

Govt. of India, New Delhi

Sl. No.	Submission/ Intervention	Category	Landscapes Name:	Type	State Cost Norm (Rs./ha) at wage rate Re.315/- per MD	PDA, Sundergarh	PDA, Bouda	PDA, Angul	PDA, Koraput				
A. Cost Norms for Soil Moisture and Irrigation						Phys. Target	Phys. Target	Phys. Target	Phys. Target				
Activity: Conversion of Moderately dense forest cover to dense forest. Sub Activity: Protection from fire, grazing, illicit felling etc.						(in ha) & Financial (in Rs.)	(in ha) & Financial (in Rs.)	(in ha) & Financial (in Rs.)	(in ha) & Financial (in Rs.)				
1	Soil Moisture 1: Enhancing quality of forest cover and 2: Improving productivity between	Moderately dense forest cover, but showing degradation	Activity: Conversion of Moderately dense forest cover to dense forest. Sub Activity: Protection from fire, grazing, illicit felling etc.	of Advance Work @Wage rate of Re.315/- per MD	5398	0	0	0	0				
				by Creation	27480	0	0	40	1016360	40	1016360		
				by Maintenance 1 Year	96875	0	0	0	0	0	0		
				II Year	5147	0	0	50	257350	50	257350		
				III Year	1905	0	0	0	0	0	0		
				Total	47544	0	0	90	1273710	90	1273710		
				at Advance Work @Wage rate of Re.315/- per MD	6899	30	206970	30	206970	30	206970		
				by Creation	28190	0	0	120	3382846.309	115	3241894.379		
				by Maintenance 1 Year	10187	75	764007.1309	200	858744.9664	100	429372.4832		
				II Year	4294	207	888801.0403	200	858744.9664	100	429372.4832		
III Year	1202	0	0	0	0	0	0						
Total	50772	312	1859778	230	1065715	250	4019189	345	4307609				
2	Soil Moisture 2: Ecological restoration and increase in forest cover	Rehabilitation of degraded open forests	Activity: Conversion of Moderately dense forest cover to dense forest. Sub Activity: Protection from fire, grazing, illicit felling etc.	of Advance Work @Wage rate of Re.315/- per MD	13828	20	276560	30	414840	30	414840		
				by Creation	52334	0	0	0	0	100	5333436.242	70	3733405.369
				by Maintenance 1 Year	19633	0	0	0	0	0	0	0	
				II Year	6762	275.5	1862911.586	35	236667.5336	100	676192.953	200	1352385.906
				III Year	1690	0	0	0	0	0	0	0	
				Total	95247	296	2130472	65	651508	230	6424469	300	5500631
				of Advance Work @Wage rate of Re.315/- per MD	24328	0	0	0	0	0	0	0	
				by Creation	36142	0	0	0	0	0	15	527130	
				by Maintenance 1 Year	145923	0	0	0	0	0	0	0	
				II Year	13002	0	0	0	0	0	35	455070	
III Year	1750	0	0	0	0	0	0	0					
Total	95815	0	0	0	0	0	50	982200					
2	Soil Moisture 2: Ecological restoration and increase in forest cover	Rehabilitation of degraded open forests	Activity: Conversion of Moderately dense forest cover to dense forest. Sub Activity: Protection from fire, grazing, illicit felling etc.	of Advance Work @Wage rate of Re.315/- per MD	12657	5	163285	2	228599	10	326570	5	163285
				by Creation	173474	0	0	0	0	10	1754740	30	5264220
				by Maintenance 1 Year	42591	0	0	0	0	0	0	0	
				II Year	37346	32	871872	0	0	20	544920	40	1089840
				III Year	6989	0	0	0	0	0	0	0	
				Total	284957	37	1036157	7	228599	40	2626230	75	6517345
				of Advance Work @Wage rate of Re.315/- per MD	112223	0	0	0	0	0	0	0	
				by Creation	102408	0	0	0	0	0	12	1229976	
				by Maintenance 1 Year	44698	0	0	0	0	0	0	0	


(Vazir Singh)
 Vazir Singh/Under Secretary
 Joint Director, Forest and Wildlife
 M/o Environmental, Forest and Climate Change
 Govt. of India, New Delhi

Date: 11/07/2023
 Time: 11:00 AM
 Page No: 1/1
 Total Pages: 1

Sl. No.	Submission/ Intervention	Category	Landscape Name:	Type	State Cost Norm (Rs./ha) or wage rate Rs.315/- per MD	FDA, Nahanagar		FDA, Rairangpur		FDA, Bolangir		FDA, Belliguda					
						Phy.	Fin.	Phy.	Fin.	Phy.	Fin.	Phy.	Fin.				
A. Cost norms for Sub Missions and Intervention																	
1	Sub Mission 1: Enhancing quality of forest cover and improving ecosystem services	a) Moderately dense forest cover, but showing degradation	Activity: Conversion of Moderately dense forest cover to dense forest Sub Activity: Protection from fire, grazing, illicit felling etc.	a) Advance Work (w/Wage rate of Rs.333/- per MD)	0	0	0	0	0	0	0	0	0	0			
				b) Creation	35	889315	0	0	50	1270450	50	1270450	50	1270450	50	1270450	
				c) Maintenance I Year	0	0	0	0	50	484250	0	0	0	0	0	0	
				II Year	0	0	0	0	0	0	0	0	0	0	0	0	
				III Year	0	0	0	0	0	0	0	0	0	0	0	0	
				Total	35	889315	50	484250	50	1270450	100	1527800	100	1527800	100	1527800	
				200 Plant/Ha. (Type A)													
				a) Advance Work (w/Wage rate of Rs.333/- per MD)	6899	344950	20	137980	40	275960	20	137980	40	275960	20	137980	
				b) Creation	28190	0	0	0	130	3664750.168	70	1973327.013	130	3664750.168	70	1973327.013	
				c) Maintenance I Year	10187	2037352.349	200	2037352.349	200	2037352.349	200	2037352.349	200	2037352.349	200	2037352.349	
II Year	4294	0	0	0	300	1288117.45	0	0	300	1288117.45	0	0					
III Year	1202	0	0	0	0	0	0	0	0	0	0	0					
Total	50772	2382302	220	2175332	470	5228828	340	3184738	470	5228828	340	3184738					
2	Sub Mission 2: Ecosystem restoration and increase in forest cover	a) Rehabilitation of shadung cultivation area	b) Eco-restoration of degraded open forests	a) Advance Work (w/Wage rate of Rs.333/- per MD)	50	691400	20	276560	20	276560	20	276560	20	276560			
				b) Creation	0	0	0	0	87	4640089.53	50	2666718.121	87	4640089.53	50	2666718.121	
				c) Maintenance I Year	0	0	0	0	0	0	0	0	0	0	0		
				II Year	0	0	0	0	0	0	0	0	0	0	0		
				III Year	0	0	0	0	0	0	0	0	0	0	0		
				Total	95247	691400	20	276560	407	6945228	270	4295664	407	6945228	270	4295664	
				Plants/Ha.													
				a) Advance Work (w/Wage rate of Rs.333/- per MD)	34328	0	0	0	0	0	0	0	0	0	0	0	
				b) Creation	35142	0	0	0	25	878550	0	0	25	878550	0	0	
				c) Maintenance I Year	19593	0	0	0	0	0	0	0	0	0	0	0	
II Year	13002	0	0	0	0	0	0	0	0	0	0	0					
III Year	3750	0	0	0	0	0	0	0	0	0	0	0					
Total	95815	0	0	0	25	878550	25	878550	25	878550	25	878550					
2	Sub Mission 2: Ecosystem restoration and increase in forest cover	b) Restoring Scrublands	a) Advance Work (w/Wage rate of Rs.333/- per MD)	20	653140	10	326570	10	326570	10	326570	10	326570				
				b) Creation	0	0	5	877370	20	3509480	0	0	20	3509480			
				c) Maintenance I Year	40	1703640	0	0	0	0	0	0	0	0			
				II Year	0	0	0	0	0	0	0	0	0	0			
				III Year	0	0	0	0	0	0	0	0	0	0			
				Total	60	2356780	15	1203940	30	3836050	30	3836050	30	3836050	30	3836050	
				Plants/Ha.													
				a) Advance Work (w/Wage rate of Rs.333/- per MD)	284957	0	0	0	0	0	0	0	0	0	0	0	
				b) Creation	32657	0	0	0	0	0	0	0	0	0	0	0	
				c) Maintenance I Year	175474	0	5	877370	0	0	0	0	0	0	0	0	
II Year	42591	0	0	0	0	0	0	0	0	0	0	0					
III Year	27246	0	0	0	0	0	0	0	0	0	0	0					
Total	284957	0	5	877370	0	0	0	0	0	0	0	0					

(Signature)

(VAZIR SINGH)
Secretary/Under Secretary
Ministry of Environment, Forest and Climate Change
Govt. of India, New Delhi

		Landscape Name:				FDA, Nubnangpur		FDA, Ratnangpur		FDA, Boliangur		FDA, Balliguda	
Sl. No.	Submission/ Intervention	Category	Type	State Cost Norm (Rs./ha) or wage rate per MD	Physical (in ha) & Financial (in Rs.) Target	Physical (in ha) & Financial (in Rs.) Target	Physical (in ha) & Financial (in Rs.) Target	Physical (in ha) & Financial (in Rs.) Target	Physical (in ha) & Financial (in Rs.) Target	Physical (in ha) & Financial (in Rs.) Target			
3	Sub Mission 3. Enhancing tree cover in Urban & Peri-urban areas (including institutional lands)	a) Eco-restoration of Mangrove	16000 Plants/Ha.										
			of Advance Work @Wage rate of Rs.333/- per MD)	132123	0	0	0	0	0	0	0	0	
			3b) Creation	102488	0	0	0	2049960	0	0	0	0	
			c) Maintenance 1 Year	44698	0	0	223490	0	0	0	0	0	
			II Year	24682	0	0	246820	0	0	0	0	0	
			III Year	22306	0	0	0	0	0	0	0	0	
			Total	326567	0	5	223490	30	2296780	5	123410	0	0
			2500 Plant/Ha.										
			of Advance Work @Wage rate of Rs.333/- per MD)	3420									
			bi) Creation	91296									
c) Maintenance 1 Year	21712												
II Year	17052												
III Year	14202												
Total	147682	0	0	0	0	0	0	0	0	0			
4	Sub Mission 3. Enhancing tree cover in Urban & Peri-urban areas (including institutional lands)	a) Farmer's land including current fallow	16000 plants/ha)										
			of Advance Work @Wage rate of Rs.333/- per MD)	18684	0	0	0	0	0	0	0	0	
			Creation (Extra Gaboon Maint. Rs.294 per seedling)	418176	0	0	0	1793152	0	0	0	0	
			1st Year (Extra Gaboon Maint. Rs.40 per seedling)	262422	10	3264220	0	0	0	0	0	0	
			2nd Year (Extra Gaboon Maint. Rs.30 per seedling)	111496	0	0	0	1594960	5	797480	0	0	
			3rd Year	48360	0	0	0	338812	5	797480	0	0	
			Total	909138	10	3264220	0	12	3388112	5	797480	0	0
			Distribution of Seedlings for planting in Farmer's land @Wage rate of Rs.333/- per MD)	86153	0	0	0	0	0	0	0	0	
			Road Side Plantation 16000 Plant/Ha										
			of Advance Work @Wage rate of Rs.333/- per MD)	21521	0	0	0	0	0	0	0	0	
Creation (Extra Gaboon Rs.294 per seedling)	428000	0	0	0	1812920	2	1812920	0	0				
1st Year (Extra Gaboon Maint. Rs.40 per seedling)	216731	8	3045704	0	0	0	0	0	0				
2nd Year (Extra Gaboon Maint. Rs.40 per seedling)	189922	0	0	8	1903456	1	237932	5	1189660				
3rd Year	101344	0	0	0	0	0	0	0	0				
Total	1135572	8	3045704	8	1903456	3	2050852	7	3002580				
5	Promoting alternative energy	Biogas, Solar devices, LPG, Biomass-based	Per House Hold	3489	0	0	0	0	0	0	0		


(MAZIR SINGH)
 Joint Secretary
 Under Secretary
 Ministry of Environment, Forest and Climate Change
 Govt. of India, New Delhi

Landscape Name:					FDA, Naborangpur	FDA, Bolangir	FDA, Balliguda
Sl. No.	Submission/ Intervention	Category	Type	State Cost Norm (Rs/ha) @ wage rate Re.315/- per MD	Physical (in ha) & Financial (in Rs.) Target	Physical (in ha) & Financial (in Rs.) Target	Physical (in ha) & Financial (in Rs.) Target
		systems, improved stoves					
			Advance Work	Total (A)	413.00 12629721.35 318.00 6267028.35	1027.00 25894850.01	777.00 13937872.25
			Creation		120.00 1689490.00 50.00 741110.00	70.00 879090.00	40.00 414540.00
			1st Year Maintenance		35.00 889315.00 5.00 877370.00	336.00 19619351.70	172.00 7723415.13
			2nd Year Maintenance		258.00 10050916.35 255.00 3745092.35	0.00 0.00	0.00 0.00
			3rd Year Maintenance		0.00 0.00 0.00 0.00	621.00 5396408.31	565.00 5799917.11
					0.00 0.00	0.00 0.00	0.00 0.00
B. For Support Activities							
1	Research (2% of A)			252394	125341	517897	176757
2	Publicity/Media/outreach activities (1% of A)			126297	62670	258949	139379
3	Monitoring and Evaluation (1% DP A)			126297	62670	258949	139379
4	Livelihood improvement activities, (17 % of A)			2147053	1065395	4402125	2369436
5	Strengthening local level institutions (5% A)			631486	315351	1294743	698894
6	Strengthening PDS (5% A)			621486	313351	1294743	698894
7	Mission Organisation, operation and maintenance, contingencies and overheads (4% A)			505189	250668	1035794	557515
				Total (B)	0 4420402	0 2193460	0 4878255
				Total (A+B)	413 17050124	318 8460488	777 18816128

(VAZIR SINGH)
 (VAZIR SINGH)
 Joint Secretary/Under Secretary
 Ministry, for the Ministry of Forests and
 Wildlife Conservation, Govt. of India, New Delhi


(VAZIR SINGH)
 Joint Secretary/Under Secretary
 Ministry, for the Ministry of Forests and
 Wildlife Conservation, Govt. of India, New Delhi

Landscape Name:		FDAs, Nayagarh		FDAs, Bargarh		FDAs, Khariar		FDAs, Parakeemundi			
Sl. No.	Submission/ Intervention	Category	Type	State Cost Norm (Rs./ha) @ wage rate Rs.315/- per MD	Physical (in ha) & Financial (in Rs.) Target Phy. Fin.	Physical (in ha) & Financial (in Rs.) Target Phy. Fin.	Physical (in ha) & Financial (in Rs.) Target Phy. Fin.	Physical (in ha) & Financial (in Rs.) Target Phy. Fin.			
1	Soil Moisture 1. Enhancing quality of forest cover and improving ecological services 2. Moderately dense forest cover, but showing degradation	Activity: Conversion of Moderately dense forest cover to dense forest Sub Activity: Protection from fire, grazing, illicit felling etc.	a) Advance Work (Average rate of Rs.333/- per MD)	0	0	0	0	0	0		
			b) Creation	29409	0	0	0	0	0		
			c) Maintenance I Year	9685	50	484250	0	0	0		
			II Year	5147	0	0	0	0			
			III Year	1903	0	0	0	0			
			Total	47544	50	484250	0	0	0	0	
			a) Advance Work (Average rate of Rs.333/- per MD)	6900	30	206970	0	0	40	275960	
			b) Creation	29409	0	0	0	0	0	0	
			c) Maintenance I Year	10187	250	2546690.436	200	2037352.349	0	0	
			II Year	4294	0	0	0	0	0	0	
III Year	1202	0	0	0	0	0	0				
Total	50772	280	2753660	200	2037352	40	275960	0			
2	Soil Moisture 1. Enhancing quality of forest cover and improving ecological services 2. Moderately dense forest cover, but showing degradation	Activity: Conversion of Moderately dense forest cover to dense forest Sub Activity: Protection from fire, grazing, illicit felling etc.	a) Advance Work (Average rate of Rs.333/- per MD)	0	0	0	0	0	0		
			b) Creation	13828	20	276560	0	0	20	276560	
			c) Maintenance I Year	93334	0	0	0	0	0	0	
			II Year	19633	160	3141205.369	150	2944880.034	0	0	
			III Year	6762	0	0	0	0	0	0	
			Total	95247	180	3417765	150	2944880	20	276560	0
			a) Advance Work (Average rate of Rs.333/- per MD)	24128	0	0	0	0	0	0	
			b) Creation	35142	0	0	0	0	0	0	
			c) Maintenance I Year	14943	0	0	0	0	0	0	
			II Year	10092	0	0	0	0	0	0	
III Year	3750	0	0	0	0	0	0				
Total	95815	0	0	5	97965	0	0	0			
a) Advance Work (Average rate of Rs.333/- per MD)	32657	10	326570	0	0	5	163285				
b) Creation	175474	0	0	0	0	0	0				
c) Maintenance I Year	49591	20	851820	15	638865	0	0				
II Year	27246	0	0	0	0	0	0				
III Year	6959	0	0	0	0	0	0				
Total	284957	30	1178390	15	638865	5	163285	0			


 Nazir Singh
 Joint Secretary
 Under Secretary
 Ministry of Environment, Forest and Climate Change
 Govt. of India, New Delhi

Joint Secretary
 Under Secretary
 Ministry of Environment, Forest and Climate Change
 Govt. of India, New Delhi

SL No.	Submission/ Intervention	Category	Landscape Name:		State Cost Norm (Rs/ha) @ wage rate Rs.315/- per MD	Physical (in ha) & Financial (in Rs.) Target	FDA, Nayagarh	FDA, Bargarh	FDA, Khariar	FDA, Puri/akhemundi						
			Type	Physical (in ha) & Financial (in Rs.) Target												
3	Sub Mission 3) Enhancing tree cover in Urban & Peri-urban areas (including institutional lands)	e) Ravine Reclamation	1600 Plants/Ha.	a) Advance Work @Wage rate of Rs.333/- per MD)	0	0	0	0	0	0						
				b) Creation	0	0	0	0	0	0						
				c) Maintenance I Year	5	223490	5	223490	5	223490	5	223490				
				II Year	0	0	0	0	0	0	0					
				III Year	0	0	0	0	0	0	0					
				Total	5	223490	5	223490	5	223490	5	223490				
				d) Reve- rectoration of Mangrove	2500 Plants/Ha.	a) Advance Work @Wage rate of Rs.333/- per MD)	3420									
						b) Creation	91206									
						c) Maintenance I Year	21712									
						II Year	17052									
III Year	14202															
Total	147682	0	0			0	0	0	0	0						
3	Plantation in Urban & Peri-urban areas (including institutional lands)	a) Farmer's land including current fallows	1600 plants/ha)	a) Advance Work @Wage rate of Rs.333/- per MD)	0	0	0	0	0	0						
				Creation (Extra Gubbon Rs.299 per seedlings)	0	0	0	0	0	0	0					
				1st Year (Extra Gubbon Maint. Rs.40 per seedlings)	3	979266	10	3264220	10	3264220	10	3264220				
				2nd Year (Extra Gubbon Maint. Rs.30 per seedlings)		0	0	0	0	0	0	0				
				3rd Year		0	0	0	0	0	0	0				
				Total	3	979266	10	3264220	10	3264220	10	3264220				
				4	Sub Mission 4. Agro Forestry and Social Forestry (increasing biomass & creating carbon sink)	c) Highways/ Rural roads/ Canals/ Tank Bunds	Distribution of Seedlings for planting in Farmer's Land @Wage rate of Rs.333/- per MD)	a) Advance Work @Wage rate of Rs.333/- per MD)	0	0	0	0	0	0		
								Creation (Extra Gubbon Rs.299 per seedlings)	0	0	0	0	0	0	0	
								1st Year (Extra Gubbon Maint. Rs.40 per seedlings)	6.09	2318542	6	2284278	6	2284278	6	2284278
								2nd Year (Extra Gubbon Maint. Rs.40 per seedlings)		0	0	0	0	0	0	0
3rd Year		0	0					0	0	0	0	0				
Total	6	2318542	6					2284278	6	2284278	6	2284278				
4	Road Side Plantation 1600 Plan/Ha	a) Farmer's land including current fallows	Road Side Plantation 1600 Plan/Ha					a) Advance Work @Wage rate of Rs.333/- per MD)	0	0	0	0	0			
								Creation (Extra Gubbon Rs.299 per seedlings)	0	0	0	0	0	0	0	
4	Road Side Plantation 1600 Plan/Ha	c) Highways/ Rural roads/ Canals/ Tank Bunds	Distribution of Seedlings for planting in Farmer's Land @Wage rate of Rs.333/- per MD)					a) Advance Work @Wage rate of Rs.333/- per MD)	0	0	0	0	0			
								Creation (Extra Gubbon Rs.299 per seedlings)	0	0	0	0	0	0	0	
4	Road Side Plantation 1600 Plan/Ha	c) Highways/ Rural roads/ Canals/ Tank Bunds	Distribution of Seedlings for planting in Farmer's Land @Wage rate of Rs.333/- per MD)	1st Year (Extra Gubbon Maint. Rs.40 per seedlings)	2	1812920	2	1812920	2	1812920						
				2nd Year (Extra Gubbon Maint. Rs.40 per seedlings)		0	0	0	0	0	0					
4	Road Side Plantation 1600 Plan/Ha	c) Highways/ Rural roads/ Canals/ Tank Bunds	Distribution of Seedlings for planting in Farmer's Land @Wage rate of Rs.333/- per MD)	3rd Year		0	0	0	0							
				Total	6	2318542	6	2284278	6	2284278						


VAZIR SINGH
 Joint Secretary
 Under Secretary
 Ministry of Environment, Forest and Climate Change
 Govt. of India, New Delhi

Digitally signed by Vazir Singh
 DN: cn=Vazir Singh, o=Ministry of Environment, Forest and Climate Change, ou=Govt. of India, email=vazir.singh@nic.gov.in

Sl. No.	Submission/ Intervention	Category	Landscape Name:		State Cost Norm (Rs./ha) @ wage rate Rs.315/- per MD	FDA, Phulbani		FDA, Boudh		FDA, Malkangiri		FDA, Rayagada			
			Type	Phy.		Fin.	Phy.	Fin.	Phy.	Fin.	Phy.	Fin.	Phy.	Fin.	
A. Cost norms for Sub Missions and Interventions															
1	Sub Mission 1: Enhancing quality of forest cover and improving ecosystem services	a) Moderately dense forest cover, but showing degradation	Activity: Conversion of Moderately dense forest cover to dense forest												
			Sub Activity: Protection from fire, grazing, illicit felling etc.												
			a) Advance Work @Wage rate of Rs.333/- per MD)	0	0	0	0	0	0	0	0	0	0	0	
			b) Creation	0	0	0	0	0	0	0	0	0	0	0	
			c) Maintenance I Year	0	0	0	0	0	0	0	0	0	0	0	
			II Year	0	0	0	0	0	0	0	0	0	0	0	
			III Year	0	0	0	0	0	0	0	0	0	0	0	
			Total	0	0	0	0	0	0	0	0	0	0	0	0
			200 Plant/Ha. (Type A)												
			a) Advance Work @Wage rate of Rs.333/- per MD)	40	275960	30	206970	30	206970	30	206970	30	206970	30	206970
b) Creation	0	0	0	0	0	0	0	0	0	0	0	0			
c) Maintenance I Year	0	0	0	0	0	0	0	0	0	0	0	0			
II Year	0	0	0	0	0	0	0	0	0	0	0	0			
III Year	0	0	0	0	0	0	0	0	0	0	0	0			
Total	40	275960	30	206970	30	206970	30	206970	30	206970	30	206970			
2	Sub Mission 2: Ecosystems restoration and increase in forest cover	b) Eco-restoration of degraded open forests	Activity: Conversion of Moderately dense forest cover to dense forest												
			Sub Activity: Protection from fire, grazing, illicit felling etc.												
			a) Advance Work @Wage rate of Rs.333/- per MD)	0	0	0	0	0	0	0	0	0	0	0	
			b) Creation	0	0	0	0	0	0	0	0	0	0	0	
			c) Maintenance I Year	0	0	0	0	0	0	0	0	0	0	0	
			II Year	0	0	0	0	0	0	0	0	0	0	0	
			III Year	0	0	0	0	0	0	0	0	0	0	0	
			Total	0	0	0	0	0	0	0	0	0	0	0	0
			400 Plants/Ha. (Type B)												
			a) Advance Work @Wage rate of Rs.333/- per MD)	30	414840	20	276560	20	276560	20	276560	20	276560	20	276560
b) Creation	0	0	0	0	0	0	0	0	0	0	0	0			
c) Maintenance I Year	0	0	0	0	0	0	0	0	0	0	0	0			
II Year	0	0	0	0	0	0	0	0	0	0	0	0			
III Year	0	0	0	0	0	0	0	0	0	0	0	0			
Total	30	414840	20	276560	20	276560	20	276560	20	276560	20	276560			
3	Sub Mission 3: Ecosystems restoration and increase in forest cover	b) Restoring Scrublands	Activity: Conversion of Moderately dense forest cover to dense forest												
			Sub Activity: Protection from fire, grazing, illicit felling etc.												
			a) Advance Work @Wage rate of Rs.333/- per MD)	0	0	0	0	0	0	0	0	0	0	0	
			b) Creation	0	0	0	0	0	0	0	0	0	0	0	
			c) Maintenance I Year	0	0	0	0	0	0	0	0	0	0	0	
			II Year	0	0	0	0	0	0	0	0	0	0	0	
			III Year	0	0	0	0	0	0	0	0	0	0	0	
			Total	0	0	0	0	0	0	0	0	0	0	0	0
			1600 Plant/Ha.												
			a) Advance Work @Wage rate of Rs.333/- per MD)	10	326570	10	326570	10	326570	10	326570	10	326570	10	326570
b) Creation	0	0	0	0	0	0	0	0	0	0	0	0			
c) Maintenance I Year	0	0	0	0	0	0	0	0	0	0	0	0			
II Year	0	0	0	0	0	0	0	0	0	0	0	0			
III Year	0	0	0	0	0	0	0	0	0	0	0	0			
Total	10	326570	10	326570	10	326570	10	326570	10	326570	10	326570			

(Copy File)
NAJIB SINGH
 Under Secretary
 Forests, and an Secretary, Ministry of Environment, Forest and Climate Change
 Government of India, New Delhi

Landscape Name:		FDI, Phouthai		FDI, Boudh		FDI, Malkangiri		FDI, Raygada		
Sl. No.	Submission/ Intervention	Category	Type	State Cost Norm (Rs./ha) @ wage rate Rs.315/- per MD	Physical (in ha) & Financial (in Rs.) Target	Physical (in ha) & Financial (in Rs.)	Physical (in ha) & Financial (in Rs.) Target	Physical (in ha) & Financial (in Rs.) Target		
3	Sub Mission 3: Enhancing tree cover in Urban & Peri-urban areas (including institutional lands)	d) Eco-restoration of Mangrove	1600 Plant/Ha.	133123	0	0	0	0	0	
			a) Advance Work @Wage rate of Rs.333/- per MD)	0	0	0	0	0		
			b) Creation	102908	0	0	0	0		
			c) Maintenance 1 Year	44608	0	0	0	0		
			II Year	24682	0	0	0	0		
			III Year	22306	0	0	0	0		
			Total	326567	0	0	0	0	0	0
			2500 Plant/Ha.	3420	0	0	0	0	0	
			a) Advance Work @Wage rate of Rs.333/- per MD)	0	0	0	0	0	0	
			b) Creation	11256	0	0	0	0	0	
c) Maintenance 1 Year	21712	0	0	0	0	0				
II Year	17052	0	0	0	0	0				
III Year	14202	0	0	0	0	0				
Total	147682	0	0	0	0	0	0			
4	Sub Mission 4: Agro-Forestry and Silviculture for promoting business & creating carbon sinks	a) Farmer's land including current fallows	1600 plants/ha	18684	0	0	0	0	0	
			a) Advance Work @Wage rate of Rs.333/- per MD)	0	0	0	0	0		
			b) Creation (Extra Gubun Rs.299 per seedling)	418176	0	0	0	0		
			1st Year (Extra Gubun Maint. Rs.40 per seedling)	262422	0	0	0	0		
			2nd Year (Extra Gubun Maint. Rs.30 per seedling)	111406	0	0	0	0		
			3rd Year	98360	0	0	0	0		
			Total	909138	0	0	0	0	0	
			Distribution of Seedlings for planting in Farmer's Land @Wage rate of Rs.333/- per MD)	86153	0	0	0	0	0	
			Road Side Plantation 1600 Plant/Ha	31523	0	0	0	0	0	
			a) Advance Work @Wage rate of Rs.333/- per MD)	0	0	0	0	0		
b) Creation (Extra Gubun Rs.299 per seedling)	420860	0	0	0	0					
1st Year (Extra Gubun Maint. Rs.40 per seedling)	316713	0	0	0	0					
2nd Year (Extra Gubun Maint. Rs.40 per seedling)	189052	0	0	0	0					
3rd Year	160344	0	0	0	0					
Total	1135572	0	0	0	0	0				


 (Vazir Singh)
 Vazir Singh
 Under Secretary
 Ministry of Environment, Forest and Climate Change
 Government of India, New Delhi

Landscape Name:			FDA, Jeypore		FDA, Rairakhol		FDA, Keonjhar WL		FDA, Bardiada						
Sl. No.	Submission/ Intervention	Category	Type	State Cost Norm (Rs./ha) @ wage rate Rs.315/- per MD	Physical (in ha) & Financial (in Rs.) Target	Physical (in ha) & Financial (in Rs.) Target	Physical (in ha) & Financial (in Rs.) Target	Physical (in ha) & Financial (in Rs.) Target	Physical (in ha) & Financial (in Rs.) Target						
A. Cost norms for Sub-Missions and Intervention															
1	Sub-Mission 1: Enhancing quality of forest cover and improving ecosystem services	a) Moderately dense forest cover, but showing degradation	Activity: Conversion of Moderately dense forest cover to dense forest Sub Activity: Protection from fire, grazing, illicit felling etc.	200 Plant/ha. (Type A)	a) Advance Work @/Wage rate of Rs.315/- per MD	0	0	0	0	0	0	0	0	0	
					b) Creation	25419	0	0	0	0	0	0	0	0	
					c) Maintenance 1 Year	9685	0	0	0	0	0	0	0	0	
					II Year	2187	0	0	0	0	0	0	0	0	
					III Year	1905	0	0	0	0	0	0	0	0	
					Total	47544	0	0	0	0	0	0	0	0	
					b) Advance Work @/Wage rate of Rs.315/- per MD	6999	50	344950	0	0	0	0	0	0	
					b) Creation	28190	0	0	0	0	0	0	0	0	
					c) Maintenance 1 Year	10187	0	0	0	0	0	0	0	0	
					II Year	4294	0	0	0	0	0	0	0	0	
					III Year	1202	0	0	0	0	0	0	0	0	
Total	50772	50	344950	0	0	0	0	0	0						
2	Sub-Mission 2: Ecosystem restoration and increase in forest cover	b) Re-creation of degraded open forests	400 Plant/ha. (Type B)	a) Advance Work @/Wage rate of Rs.315/- per MD	13828	30	414840	0	0	0	0	0	0		
				b) Creation	53334	0	0	0	0	0	0	0	0		
				c) Maintenance 1 Year	19633	0	0	0	0	0	0	0	0		
				II Year	6762	0	0	0	0	0	0	0	0		
				III Year	1690	0	0	0	0	0	0	0	0		
				Total	95247	30	414840	0	0	0	0	0	0		
				a) Advance Work @/Wage rate of Rs.315/- per MD	24328	0	0	0	0	0	0	0	0		
				b) Creation	35142	0	0	0	0	0	0	0	0		
				c) Maintenance 1 Year	10593	0	0	0	0	0	0	0	0		
				II Year	13002	0	0	0	0	0	0	0	0		
				III Year	3759	0	0	0	0	0	0	0	0		
Total	95815	0	0	0	0	0	0	0	0						
3	1600 Plant/ha.	a) Advance Work @/Wage rate of Rs.315/- per MD	32067	10	326570	0	0	0	0	0	0				
			b) Creation	175474	0	0	0	0	0	0	0	0			
			c) Maintenance 1 Year	42561	0	0	0	0	0	0	0	0			
			II Year	27246	0	0	0	0	0	0	0	0			
			III Year	6989	0	0	0	0	0	0	0	0			
			Total	284957	10	326570	0	0	0	0	0	0			
			4	b) Re-creation of shifting cultivation area	1600 Plant/ha.	a) Advance Work @/Wage rate of Rs.315/- per MD	32067	5	163285	0	0	0	0	0	
						b) Creation	175474	0	0	0	0	0	0	0	0
						c) Maintenance 1 Year	42561	0	0	0	0	0	0	0	0
						II Year	27246	0	0	0	0	0	0	0	0
						III Year	6989	0	0	0	0	0	0	0	0
Total	284957	5				163285	0	0	0	0	0	0			
5	b) Re-creation of shifting cultivation area	1600 Plant/ha.				a) Advance Work @/Wage rate of Rs.315/- per MD	32067	10	326570	0	0	0	0	0	
						b) Creation	175474	0	0	0	0	0	0	0	0
						c) Maintenance 1 Year	42561	0	0	0	0	0	0	0	0
						II Year	27246	0	0	0	0	0	0	0	0
						III Year	6989	0	0	0	0	0	0	0	0
			Total	284957	10	326570	0	0	0	0	0	0			

(Date Recd)
(Vazir Singh)
Smt Vazir Singh
Secretary
Ministry of Environment, Forest and Climate Change
Government of India, New Delhi

Landscape Name:			FDA, Jeypore	FDA, Ratnaboli	FDA, Keonjhar WL	FDA, Baripada		
Sl. No.	Submission/ Intervention	Category	Type	State Cost Norm (Rs./ha) @ wage rate Rs.315/- per MD	Physical (in ha) & Financial (in Rs.) Target	Physical (in ha) & Financial (in Rs.) Target	Physical (in ha) & Financial (in Rs.) Target	
5	Promoting alternative energy	Bioogas, Solar devices, LPG, Biomass-based systems, Improved stoves	Per House Hold	3489	0	0	0	
			Advance Work	Total (A)	90.00	1086360.00	90.00	1086360.00
			Creation	90.00	1086360.00	0.00	85.00	923075.00
			1st Year Maintenance	0.00	0.00	0.00	0.00	0.00
			2nd Year Maintenance	0.00	0.00	0.00	0.00	0.00
			3rd Year Maintenance	0.00	0.00	0.00	0.00	0.00
IV. For Startup Activities								
1	Research (2% of A)			21727	0	18462	21727	
2	Publicity/Media Outreach activities (1% of A)			10864	0	9231	10864	
3	Monitoring and Evaluation (1% of A)			10864	0	9231	10864	
4	Technical improvement activities (17 % of A)			184681	0	156923	184681	
5	Strengthening local level institutions (2% of A)			54318	0	46154	54318	
6	Strengthening FDC (5% of A)			54318	0	46154	54318	
7	Mission Organization, operation and maintenance, contingencies and overheads (4% of A)			43454	0	36923	43454	
			Total (B)	0	380226	0	323076	380226
			Total (A+B)	90	1466586	0	1246151	1466586

(OFFICE FILE)
(NAZIR SINGH)
 Joint Officer/Under Secretary
 Ministry of Environment, Forest and Climate Change
 Govt. of India, New Delhi

Landscape Name:		FDI, Subarnapur		FDI, Athgarh		FDI, Athmalik		FDI, Deogarh	
SL No.	Submission/ Intervention	Category	Type	State Cost Norm (Rs./ha) of wage rate	Physical (in ha) & Financial (in Rs.)	Physical (in ha) & Financial (in Rs.)	Physical (in ha) & Financial (in Rs.)	Physical (in ha) & Financial (in Rs.)	Physical (in ha) & Financial (in Rs.)
3	Sida Mission 3. Establishment of tree cover in Urban & Peri-urban areas including institutional lands)	01) Re-vegetation of Mangrove	01) Re-vegetation of Mangrove	3420	0	0	0	0	0
					172923	0	0	0	0
					102498	0	0	0	0
					44028	0	0	0	0
					24682	0	0	0	0
					22106	0	0	0	0
					326567	0	0	0	0
					14202	0	0	0	0
					21712	0	0	0	0
					17052	0	0	0	0
147682	0	0	0	0					
4	Sida Mission 4. Agro-forestry and Social Forestry (increasing biomass & creating carbon sinks)	01) Farmer's land including current fallows	Distribution of Seedlings for planting in Farmer's Land (in/Wage rate of Rs.333/- per MD)	86153	0	0	0	0	0
					31521	0	0	0	0
					429200	0	0	0	0
					216713	0	0	0	0
					189932	0	0	0	0
					169344	0	0	0	0
					1135872	0	0	0	0
					18694	0	0	0	0
					418176	0	0	0	0
					262422	0	0	0	0
111496	0	0	0	0					
98394	0	0	0	0					
909138	0	0	0	0					
1600 plants/ha									
01) Advance Work @Wage rate of Rs.333/- per MD)									
Creation (Extra Gation Rs.299 per seedlings)									
1st Year (Extra Gation Minn. Rs.40 per seedlings)									
2nd Year (Extra Gation Minn. Rs.30 per seedlings)									
3rd Year									
Total					0	0	0	0	0
1600 plants/ha									
01) Advance Work @Wage rate of Rs.333/- per MD)									
Creation (Extra Gation Rs.299 per seedlings)									
1st Year (Extra Gation Minn. Rs.40 per seedlings)									
2nd Year (Extra Gation Minn. Rs.40 per seedlings)									
3rd Year									
Total					0	0	0	0	0


(Vazir Singh)
 Vazir Singh/Under Secretary
 MoE, Govt. of Odisha
 MoE Environment, Forest and Climate Change
 Govt. of India, New Delhi

Landscape Name:		State Cost Norm (Rs./ha) @ wage rate Rs.315/- per MD	Physical (in ha) & Financial (in Rs.) Target	Physical (in ha) & Financial (in Rs.) Target	Physical (in ha) & Financial (in Rs.) Target	Physical (in ha) & Financial (in Rs.) Target	Physical (in ha) & Financial (in Rs.) Target			
Sl. No.	Submission/ Intervention	Category	FDI, Chhannar North	FDI, Karanja	FDI, Kourkela	FDI, Sambalpur				
Type	Activity: Conversion of Moderately dense forest cover to dense forest Sub Activity: Protection from fire, grazing, illicit felling, etc.	State Cost Norm (Rs./ha) @ wage rate Rs.315/- per MD	Physical (in ha) & Financial (in Rs.) Target	Physical (in ha) & Financial (in Rs.) Target	Physical (in ha) & Financial (in Rs.) Target	Physical (in ha) & Financial (in Rs.) Target	Physical (in ha) & Financial (in Rs.) Target			
1	Sub Mission 1: Enhancement quality of forest cover and improving ecosystem services	a) Moderately dense forest cover, but showing degradation	Activity: Conversion of Moderately dense forest cover to dense forest Sub Activity: Protection from fire, grazing, illicit felling, etc.					Physical (in ha) & Financial (in Rs.) Target		
			at Advance Work (at Wage rate of Rs.315/- per MD)		0	0	0	0	0	
			By Creation		25409	0	0	0	0	
			of Maintenance 1 Year		9695	0	0	0	0	
			II Year		5147	0	0	0	0	
			III Year		1905	0	0	0	0	
			Total		47544	0	0	0	0	
			200 Plant/Ha. (Type A)		at Advance Work (at Wage rate of Rs.315/- per MD)		30	206970	50	344950
			By Creation		281940	0	0	0	0	
			of Maintenance 1 Year		10187	0	0	0	0	
II Year		4294	0	0	0	0				
III Year		1202	0	0	0	0				
Total		50772	30	206970	50	344950				
2	Sub Mission 2: Ecosystem restoration and improve in forest cover	a) Rehabilitation of shifting cultivation area	Activity: Conversion of Moderately dense forest cover to dense forest Sub Activity: Protection from fire, grazing, illicit felling, etc.					Physical (in ha) & Financial (in Rs.) Target		
			at Advance Work (at Wage rate of Rs.315/- per MD)		0	0	0	0	0	
			By Creation		24128	0	0	0	0	
			of Maintenance 1 Year		35142	0	0	0	0	
			II Year		19553	0	0	0	0	
			III Year		53902	0	0	0	0	
			Total		95815	0	0	0	0	
			1600 Plant/Ha.		at Advance Work (at Wage rate of Rs.315/- per MD)		3	97971	5	163285
			By Creation		175479	0	0	0	0	
			of Maintenance 1 Year		42541	0	0	0	0	
II Year		27246	0	0	0	0				
III Year		69849	0	0	0	0				
Total		284957	3	97971	5	163285				


(Vazir Singh)
 Joint Secretary
 Ministry of Environment, Forest and Climate Change
 Govt. of India, New Delhi

Sl. No.	Submission/ Intervention	Category	Type	State Cost Norm (Rs/ha) @ wage rate Rs.315/- per MD	Landscape Name:						Consolidated Total						
					FDA, Jharuguda		FDA, Khordha		FDA, Bhadrak WL								
					Phy.	Fin.	Phy.	Fin.	Phy.	Fin.							
A. Cost norms for Sub Missions and Intervention																	
1	Sub Mission 1: Enhancing quality of forest cover and improving ecosystem services.	Moderately dense forest cover, but showing degradation	Activity: Conversion of Moderately dense forest cover to dense forest Sub Activity: Protection from fire, grazing, illicit felling etc.	a) Advance Work @Wage rate of Rs.315/- per MD	0	0	0	0	0	0	0						
				b) Creation	5394	25409	0	0	0	0	0	0	0				
				c) Maintenance 1 Year	4685	0	0	0	0	0	0	0	0				
				II Year	5147	0	0	0	0	0	0	0	0				
				III Year	1965	0	0	0	0	0	0	0	0				
				Total	47544	0	0	0	0	0	0	0	845	11793405			
				200 Plant/Ha. (Type A)													
				a) Advance Work @Wage rate of Rs.315/- per MD	6899	30	206970	0	0	0	0	0	0	0			
				b) Creation	28190	0	0	0	0	0	0	0	0	0			
				c) Maintenance 1 Year	10187	0	0	0	0	0	0	0	0	0			
II Year	4294	0	0	0	0	0	0	0	0	0							
III Year	1202	0	0	0	0	0	0	0	0	0							
Total	50772	30	206970	0	0	0	0	0	0	7360	54834299						
2	Sub Mission 2: Ecosystem restoration and increase in forest cover	Rehabilitation of shifting cultivation area	Plants/Ha.	a) Advance Work @Wage rate of Rs.315/- per MD	20	276560	0	0	0	0	0						
				b) Creation	13828	53334	0	0	0	0	0	0	0				
				c) Maintenance 1 Year	19633	0	0	0	0	0	0	0	0				
				II Year	6762	0	0	0	0	0	0	0	0				
				III Year	3690	0	0	0	0	0	0	0	0				
				Total	95247	20	276560	0	0	0	0	0	0	5483	58653976		
				3	Sub Mission 3: Ecological restoration and increase in forest cover	Restoration of degraded open forests	Plants/Ha.	a) Advance Work @Wage rate of Rs.315/- per MD	0	0	0	0	0	0	0		
								b) Creation	24328	35142	0	0	0	0	0	0	0
								c) Maintenance 1 Year	19593	13002	0	0	0	0	0	0	0
								II Year	3750	0	0	0	0	0	0	0	0
III Year	0	0	0					0	0	0	0	0	0				
Total	95815	0	0					0	0	0	0	0	0	530	6382215		
4	Sub Mission 4: Ecological restoration and increase in forest cover	Restoration of degraded open forests	Plants/Ha.					a) Advance Work @Wage rate of Rs.315/- per MD	5	163285	0	0	0	0	0		
								b) Creation	32657	175474	0	0	0	0	0	0	0
								c) Maintenance 1 Year	42591	0	0	0	0	0	0	0	0
								II Year	27246	0	0	0	0	0	0	0	0
				III Year	6989	0	0	0	0	0	0	0	0				
				Total	109809	5	163285	0	0	0	0	0	0	229	7184540		
				5	Sub Mission 5: Ecological restoration and increase in forest cover	Restoration of degraded open forests	Plants/Ha.	a) Advance Work @Wage rate of Rs.315/- per MD	140	2811560	0	0	0	0	0		
								b) Creation	47903	2533901	0	0	0	0	0	0	0
								c) Maintenance 1 Year	145	0	0	0	0	0	0	0	0
								II Year	200	0	0	0	0	0	0	0	0
III Year	0	0	0					0	0	0	0	0	0				
Total	530	0	0					0	0	0	0	0	0	6382215			
6	Sub Mission 6: Ecological restoration and increase in forest cover	Restoration of degraded open forests	Plants/Ha.					a) Advance Work @Wage rate of Rs.315/- per MD	229	7184540	0	0	0	0	0		
								b) Creation	140	2811560	0	0	0	0	0	0	0
								c) Maintenance 1 Year	76	0	0	0	0	0	0	0	0
								II Year	250	0	0	0	0	0	0	0	0
				III Year	270	0	0	0	0	0	0	0	0				
				Total	270	0	0	0	0	0	0	0	0	1887030			

RAJESH SINGH
 Under Secretary
 Forest, Environment and Climate Change
 Ministry, Govt. of India, New Delhi

Landscape Name:		FDA, Jharsuguda	FDA, Khordha	FDA, Bhadrak WL	Consolidated Total							
Sl. No.	Submission/ Intervention	Category	Type	State Cost Norm (Rs./ha) @ wage rate	Physical (in ha) & Financial (in Rs.) Target	Physical (in ha) & Financial (in Rs.) Target	Physical (in ha) & Financial (in Rs.) Target	Physical (in ha) & Financial (in Rs.) Target				
3	Sub Mission 2: Enhancement (tree cover) in Urban & Peri-urban areas (including institutional lands)	Plantation in Urban & Peri-urban areas	1600 Plant/Ha.	Total	5	163285	0	0	958	43725493		
					a) Advance Work (Wage rate of Rs.333/- per MD)	0	0	0	0	0		
					b) Creation	0	0	0	0	54	5554892	
					c) Maintenance 1 Year	0	0	0	0	15	670470	
					II Year	0	0	0	0	40	987280	
					III Year	0	0	0	0	110	2400200	
					Total	0	0	0	0	219	9652902	
					2500 Plant/Ha.	Total	30	102600	30	102600	30	102600
					a) Advance Work (Wage rate of Rs.333/- per MD)	3420	0	0	0	0	0	
					b) Creation	91296	0	0	0	0	0	
c) Maintenance 1 Year	21712	0	0	0	0	0						
II Year	17052	0	0	0	0	0						
III Year	14202	0	0	0	0	0						
Total	147682	0	0	30	102600	30	102600					
4	Sub Mission 2: Enhancement (tree cover) in Urban & Peri-urban areas (including institutional lands)	Plantation in Urban & Peri-urban areas	1600 Plant/Ha.	Total	0	0	0	0	0	0		
					a) Advance Work (Wage rate of Rs.333/- per MD)	18684	0	0	0	0	0	
					Creation (Extra Cashon (Rs.299 per seedling)	418176	0	0	0	2	1703152	
					1st Year (Extra Cashon Maint. Rs.40 per seedlings)	262422	0	0	0	23	7507206	
					2nd Year (Extra Cashon Maint. Rs.30 per seedlings)	111496	0	0	0	60	9888752	
					3rd Year	98360	0	0	0	65	6393400	
					Total	909138	0	0	0	152	25583010	
					a) Farmer's land including current fallow	Distribution of Seedlings for planting in Farmer's Land @Wage rate of Rs.333/- per MD)	86153	0	0	0	0	0
					Road Side Plantation 1600 Plant/Ha	a) Advance Work (Wage rate of Rs.333/- per MD)	31523	0	0	0	0	0
					Creation (Extra Cashon Rs.299 per seedling)	428060	0	0	0	17	1540820	
1st Year (Extra Cashon Maint. Rs.40 per seedlings)	316713	0	0	0	20	7648524						
2nd Year (Extra Cashon Maint. Rs.40 per seedlings)	189932	0	0	0	41	9614635						
3rd Year	169344	0	0	0	52	9503888						
Total	1135572	0	0	0	130	4167927						


 (Vazir Singh)
 Vazir Singh/Under Secretary
 Director, National Bureau of Plantation
 and Forest Management
 Govt. of India, New Delhi.

Landscape Name:		FDA, Jharsuguda		FDA, Khordha		FDA, Bhubaneswar		Consolidated Total		
SL. No.	Submission/ Intervention	Category	Type	State Cost Norm (Rs./ha) @ wage rate Rs.315/- per MD	Physical (in ha) & Financial (in Rs.) Target	Physical (in ha) & Financial (in Rs.) Target	Physical (in ha) & Financial (in Rs.) Target	Physical (in ha) & Financial (in Rs.) Target	Physical (in ha) & Financial (in Rs.) Target	
5	Promoting alternative energy	Biogas, Solar devices, LPG, Biomass-based systems, improved stoves	Per House Hold	3489	0	0	0	0	0	
Total (A)				3489	0	0	0	0	0	
Advance Work										
Creation										
1st Year Maintenance										
2nd Year Maintenance										
3rd Year Maintenance										
Total (B)										
Total (A+B)										
B. For Support Activities										
1	Research (2% of A)				129.36				5048137	
2	Publicity/Media/outreach activities (1% of A)				6468				2524068	
3	Monitoring and Evaluation (1% OF A)				6468				2524068	
4	Livelihood improvement activities (17. % of A)				110959				42099161	
5	Strengthening local-level institutions (5% A)				32341				12620341	
6	Strengthening PDS (5% A)				32341				12620341	
7	Minist Organisation, operation and maintenance, contingencies and overheads (4% A)				25873				10096973	
Total (B)					226385				88342389	
Total (A+B)					55			30	15707	340749216

Handwritten signature

(*वाजीर सिंह*)
(VAZIR SINGH)
 Joint Secretary/Under Secretary
 Mo Environment, Forest and Climate Change
 Government of India, New Delhi

(*मि. वाजीर सिंह*)
 Joint Secretary/Under Secretary
 Mo Environment, Forest and Climate Change
 Government of India, New Delhi

F. No. 9-11-2014-GIM-ODISHA
Government of India
Ministry of Environment, Forest and Climate Change
Green India Mission

Indira Paryavaran Bhawan
Jor Bagh Road, Aliganj
New Delhi-110003

Dated: 09th January, 2023

To,

The Pay & Accounts Officer
Ministry of Environment, Forest & Climate Change
Indira Paryavaran Bhawan
Jor Bagh Road, Aliganj
New Delhi-110003

Subject: Release of balance instalment under the National Mission for a Green India (GIM) for the approved Annual plan of Operation of FY 2021-22 for the State of Odisha in FY 2022-23: reg.

Sir,

I am directed to convey the sanction of the President of India to release of **Rs 3.1056 Crore (Rupees Three Crore, ten Lakhs Fifty-Six Thousand only)**, as Grant-in Aid (as per details given in Para 4 below) to the State Government of **Odisha** for onward release to the State Forest Development Agency, **Odisha** (SFDA) in FY 2022-23 under GIM for the Annual Plan of Operation of financial year 2021-22.

2. The Competent Authority has approved the Annual Plan of Operation (APO) of Odisha State to carry out advance and maintenance work with a financial implication of **Rs. 21.99 Crore (Rupees Twenty-One Crore, Ninety-Nine Lakh only)** during 2021-22, to be shared between Central and State Government in the ratio of 60:40 (as per details given in Para 4 below) as per the approved funding norm communicated by Department of Expenditure (DoE), Ministry of Finance (MoF), vide D.O. Letter No. 32/PSO/FS/2015 dated October 28, 2015. The L2 Landscape-wise work plan, details enlisting the physical and financial targets are given in **Annexure-I**.

3. As per the Government of India O.M. No. 55(5)/PF. II/2011 dated September 6, 2016 issued by the DoE (MoF); the State may set aside @ 25% Flexi fund on total liability (including the central and state share). The Centre and the State Government will adhere to conformity with the Guidelines for Flexi Funds within Centrally Sponsored Schemes issued by the DoE before seeking flexi-fund under the scheme.

4. The fund release for FY 2022-23 has been sanctioned based on the prevailing State Wage Rate i.e., Rs. 308.05/- per day.

5. Further, in accordance with Para 12 of the Government of India O.M. No. 1(13) PFMS/FCD/2020 dated 23rd March, 2021, issued by the DoE (MoF), which states that


(वजीर सिंह)
(VAZIR SINGH)
अवर सचिव/Under Secretary
पर्यावरण, वन एवं जलवायु परिवर्तन मंत्रालय
M/o Environment, Forest and Climate Change
भारत सरकार, नई दिल्ली
Govt. of India, New Delhi

"In the beginning of a financial year, the Ministries/Departments will release not more than 25% of the amount earmarked for a State for a CSS for the financial year. Additional central share (not more than 25% at a time) will be released upon transfer of the stipulated State share to the Single Nodal Account and utilization of at least 75% of the funds released earlier (both central and State Share) and compliance of the condition's pf previous sanction".

The funds shall be released in the following manner:

Rs. in Crores

S. No.	Particulars	Amount
(a)	Total cost of approved APO 2021-22	21.99
(b)	Amount to be released as Central Govt's share 60% of (a)]	13.194
(c)	Amount to be met by State Govt. as State share [40% of (a)]	8.796
(d)	Amount released as 1st instalment in the FY 2021-22	9.2358
(e)	Balance amount of FY 2021-22	3.9582
(f)	Less: Unspent Amount	0.8526
(g)	Balance of FY 2021-22 to be released in the FY 2022-2023	3.1056

6. The Grants-in-Aid shall be regulated in accordance with the provisions contained in GIM Implementation Guidelines of Ministry of Environment, Forest and Climate Change, Government of India, New Delhi (MoEF&CC). The Grants-in-Aid is also subject to the Chapter 9 of the General Financial Rules (GFR) 2017, as amended from time to time, based on the Government of India's decisions incorporated there under, and any other guidelines which may be issued in this regard, and in particular subject to the following conditions: -

- i. The Grants-in-Aid to the State Government for onward release to SNA is subject to the Economy Instructions issued from time to time by the Ministry of Finance or by any Competent Authority so designated.
- ii. No staff is to be provided specifically for the Scheme.
- iii. Assets acquired wholly or substantially out of Government Grants shall not be disposed of without obtaining the prior approval of the sanctioning authority of Grants-in Aid.
- iv. SNA shall maintain and shall present their Annual Accounts in the standard format as required under GFR 2017 (GFR).
- v. The entire funds should be utilized by the end of the current financial year on pro-rata basis following the provisions of GFR, 2017. The SNA shall furnish Utilization Certificate as per GFR 19-A format giving the unspent balance and interest accrued, stating the reason for non-utilization of funds if any, along with its request for the release of next instalment of The Grants-in-Aid certifying that the fund released to them, for which Utilization Certificates have


(वाजीर सिंह)
(VAZIR SINGH)
 अवर सचिव/Under Secretary
 पर्यावरण, वन एवं जलवायु परिवर्तन मंत्रालय
 M/o Environment, Forest and Climate Change
 भारत सरकार, नई दिल्ली
 Govt. of India, New Delhi

been issued, has been utilized exclusively in pursuance of objectives envisaged in the Rules/Memorandum of SNA and that the Grant has been spent as per the instructions/ rules and with the approval of Competent Authority in each case.

- vi. The Accounts of SNA, as mentioned in Para 7(b) below, shall be open for inspection by the sanctioning authority and audit, both by the Comptroller and Auditor General of India or by any person authorized by him on his behalf in accordance with the provisions laid down in Section 14 of the C&AG (DPC) 1971 as amended from time to time and Internal Audit Party by the Principal Accounts Office of the Ministry or Department whenever it is called upon to do so.
 - vii. The auditing of accounts of the SNA/IAs, as mentioned in Para 7(b) below, operated for GIM shall be carried out through a reputed Chartered Accountant who is also on the panel of C&AG. The audit report must be submitted along with the Utilization Certificate.
 - viii. The Grants-in-Aid shall be utilized on pro-rata basis before the end of the current financial year i.e., 2022-23 and unspent balance, if any, shall be refunded by SNA to the Government of India as per the relevant provisions of GFR 2017.
 - ix. Detailed progress report of the activities taken up by SNA under GIM shall be submitted to MoEF&CC soon after the end of financial year, along with photographs (with date) prior to commencement and after completion of each activity.
 - x. The performance achievement report by SNA/State Government along with photographs should be uploaded in their website for public access.
7. The project shall be implemented by SNA strictly in conformity with the Implementation Guidelines 2014 of Green India Mission including the following: -
- a. The activities under the Mission shall be implemented on pro-rata basis in the areas as indicated and in the project proposal and approved by the GIM Directorate.
 - b. The funds received by the SNA shall be deposited in its exclusive and separate bank account in a Nationalized Bank, which would be operated jointly by its Chairperson and the Member Secretary. The interest amount if any, accrued on the deposits of these funds shall be treated as part of the SNA's additional resources and would be adjusted towards further instalments of the grant/assistance in the same financial year.
 - c. IA/ JFMCs shall maintain a record of all assets created under the project as per GFR 151 and furnish CST in case of purchase of leviable goods.


(वजीर सिंह)
(VAZIR SINGH)
अवर सचिव/Under Secretary
पर्यावरण, वन एवं जलवायु परिवर्तन मंत्रालय
Mo Environment, Forest and Climate Change
भारत सरकार, नई दिल्ली
Govt. of India, New Delhi

(गणेश शर्मा)
(GANESH SHARMA)
अवर सचिव/Under Secretary
पर्यावरण, वन एवं जलवायु परिवर्तन मंत्रालय
Mo Environment, Forest and Climate Change
भारत सरकार, नई दिल्ली
Govt. of India, New Delhi

- d. Contractors / middlemen/ intermediate agencies are not permitted to be engaged for execution of any of the works under the scheme so as to ensure that the full wages are paid to the workers.
- e. Payment towards wages/remuneration as well as contractual obligations should be made through bank accounts of recipients and not through cash payments. The copy of PF and ESI in respect of contractual employees to be submitted in compliance with DBT scheme.
- f. The State will comply with DBT Mission conditions and will also submit details of all beneficiaries as per the prescribed format to the GIM Directorate.
- g. Evidence of deposit of TDS/ CST in case of contract payments and CST in case of purchase of leviable goods should be submitted to the Ministry.
- h. A quarterly statement of accounts and progress of works carried out in the L3 level landscapes shall be submitted by each JFMC/ EDC to the IA which, in turn, shall compile its own progress report for onward submission to SNA. SNA shall prepare a comprehensive Annual Report on the progress of works and utilization of funds in respect of all L2 level landscapes and submit to MoEF&CC, Government of India soon after the end of the financial year.
- i. In case an IA fails to execute the project in the identified L2/L3 landscapes within the stipulated time, including such extensions as may be granted by the Competent Authority, the Competent Authority may, in its discretion, require the SNA to refund the grant in whole or in such part on account of the concerned IA along with interest thereon.
- j. There shall be no diversion of earmarked funds from one L2/L3 landscape to another one except in case of unavoidable circumstances and only with the prior approval of Mission Directorate.
- k. Except for supervening impossibilities, the Chairperson and the Member Secretary of the SNA/IA shall be solely responsible and accountable for successful implementation of the project.
- l. The funds released under the scheme shall be subject to audit by the Comptroller and Auditor General of India or his nominated officer. Any other agency/ officer (s) authorized by GIM shall have the right of access to the books and accounts of the SNA/ IA/JFMCs and EDCs for the funds received under the project.
- m. The SNA shall submit non-diversion and non-embezzlement certificate each time a request for release of grant is made to GIM Directorate.
- n. The SNA shall be responsible for guidance, coordination, supervision, periodical reporting and monitoring the implementation of the project by their constituent IAs/JFMCs/ EDCs. The project shall also be monitored periodically by the respective State Forest Departments and all assistance for this purpose shall be rendered by the SNA. In addition to this, MoEF&CC shall supervise the project, as and when deemed required.



(वजीर सिंह)
(VAZIR SINGH)
अपर सचिव/Under Secretary
पर्यावरण, वन एवं जलवायु परिवर्तन मंत्रालय
M/o Environment, Forest and Climate Change
भारत सरकार, नई दिल्ली
Govt. of India, New Delhi

- o. The Competent Authority reserves the right to terminate the grant at any stage if it is convinced that the grant has not been properly utilized or appropriate progress has not been made.
- p. The SNA shall follow strict corruption mitigation strategies while utilizing the funds.
- q. The implementation of the project and maintenance of plantations raised there under that spill over to the next year shall be the responsibility of the State Government unless the GIM scheme is continued.
- r. SNA shall take necessary steps to ensure raising of quality seedlings and maximum survival of plants under the GIM Scheme. The survival percentage of plantation shall be reflected in the subsequent Quarterly Progress Report submitted to the Ministry along with the details on the progress of activities carried out under the Mission.
- s. SNA shall also submit a certificate to the effect that all conditions laid down in the Implementation Guidelines and the Sanction Order are being followed each time a request for release of grant is made to GIM Directorate.
- t. The project should be completed within the stipulated time period as reflected in the Perspective Plan and APO. The SNA shall furnish two (2) copies of detailed report to Mission Directorate within two months of completion of the project.
- u. The expenditure for the purchase of equipment's and creation of capital assets must not exceed 5% of the total cost of the APO and a copy of purchase of permanent equipment's may be furnished.
8. The SFDA shall also ensure the following conditions, prior to seeking the release of the next instalment of funds:
- a. The State Government shall ensure that the work of preparation of comprehensive Micro-level plans is duly carried out after taking into account all the activities/interventions to be implemented with the funds available from various sources/complementary schemes to ensure convergence. The information related to such financial micro-planning in respect of the landscapes showing the details of the break-up of the funds from various sources (e.g., MoEF&CC, CAMPA, MNREGS, etc.) that are required to be converged in the ratio approved by the CCEA shall be furnished by the State Government.
- b. The detailed baseline data after preparation of micro-plans for L3 level landscapes in respect of all the monitorable parameters shall be furnished by the State Government while submitting the proposal for release of further funds.
- c. Latitude/longitude coordinates of each landscape/area of intervention where the activities under GIM or convergence activities are proposed with any other complementary scheme will be furnished by the State Government.

- d. Geo-coordinates along with geo-referenced maps (including soft copy in .shp/.kml format) for each landscape/area where the activities under GIM or under convergence are proposed and being undertaken shall be duly authenticated by an officer.
 - e. Satellite photographs with dates and GPS coordinates should be furnished before and after the implementation of the scheme and furnished with the physical progress report. The photographs should be taken both before commencement and after completing of each activity e.g., advanced work and creation.
 - f. Ensure saturation of the selected landscapes sequentially starting with L3s and progressing over L2s and L1s with the requisite interventions in the stipulated time period to avoid duplication.
 - g. Ensure State's matching share as per the funding pattern of the scheme which should be reflected in the UC.
 - h. The release of the balance instalment would also be subject to the condition that the State will provide a matching share as per the present funding pattern. The contribution of State's matching share should be reflected in the UC.
 - i. Conformity with the guidelines for flexi funds within Centrally Sponsored Schemes issued by the Dept. of Expenditure, Ministry of Finance from time to time. The State will ensure that is the State desire to set aside 25% of the Flexi Fund, it should be within the overall allocation to the State and not over and above the cost of the Annual Plan of Operation 2021-22.
 - j. The yearly data of beneficiaries separately including SCSP and TSP shall be maintained by State. Payment to labour strictly by DBT and evaluation report may be submitted by State.
9. The SNA shall also ensure the following conditions, prior to seeking the release of the next instalment of funds:
- a. The State Government shall ensure that the work of preparation of comprehensive Micro-level plans is duly carried out after taking into account all the activities/interventions to be implemented with the funds available from various sources/complementary schemes to ensure convergence. The information related to such financial micro-planning in respect of the landscapes showing the details of the break-up of the funds from various sources (e.g., MoEF&CC, CAMPA, MNREGS, etc.) that are required to be converged in the ratio approved by the CCEA shall be furnished by the State Government.
 - b. The detailed baseline data after preparation of micro-plans for L3 level landscapes in respect of all the monitorable parameters shall be furnished by the State Government while submitting the proposal for release of further funds.


(वजीर सिंह)
(VAZIR SINGH)
अवर सचिव/Under Secretary
पर्यावरण, वन एवं जलवायु परिवर्तन मंत्रालय
M/o Environment, Forest and Climate Change
भारत सरकार, नई दिल्ली
Govt. of India, New Delhi

COPIES ATTACHED
1. To the Secretary, CCEA
2. To the Secretary, MoEF&CC
3. To the Secretary, CAMPA
4. To the Secretary, MNREGS
5. To the Secretary, DBT
6. To the Secretary, NRECA
7. To the Secretary, NITI Aayog
8. To the Secretary, Ministry of Finance
9. To the Secretary, Ministry of Panchayats
10. To the Secretary, Ministry of Rural Development
11. To the Secretary, Ministry of Agriculture
12. To the Secretary, Ministry of Water Resources
13. To the Secretary, Ministry of Health and Family Welfare
14. To the Secretary, Ministry of Labour and Employment
15. To the Secretary, Ministry of Skill Development and Entrepreneurship
16. To the Secretary, Ministry of Social Justice and Empowerment
17. To the Secretary, Ministry of Women and Child Development
18. To the Secretary, Ministry of Tribal Affairs
19. To the Secretary, Ministry of Panchayats
20. To the Secretary, Ministry of Rural Development
21. To the Secretary, Ministry of Agriculture
22. To the Secretary, Ministry of Water Resources
23. To the Secretary, Ministry of Health and Family Welfare
24. To the Secretary, Ministry of Labour and Employment
25. To the Secretary, Ministry of Skill Development and Entrepreneurship
26. To the Secretary, Ministry of Social Justice and Empowerment
27. To the Secretary, Ministry of Women and Child Development
28. To the Secretary, Ministry of Tribal Affairs
29. To the Secretary, Ministry of Panchayats
30. To the Secretary, Ministry of Rural Development
31. To the Secretary, Ministry of Agriculture
32. To the Secretary, Ministry of Water Resources
33. To the Secretary, Ministry of Health and Family Welfare
34. To the Secretary, Ministry of Labour and Employment
35. To the Secretary, Ministry of Skill Development and Entrepreneurship
36. To the Secretary, Ministry of Social Justice and Empowerment
37. To the Secretary, Ministry of Women and Child Development
38. To the Secretary, Ministry of Tribal Affairs
39. To the Secretary, Ministry of Panchayats
40. To the Secretary, Ministry of Rural Development
41. To the Secretary, Ministry of Agriculture
42. To the Secretary, Ministry of Water Resources
43. To the Secretary, Ministry of Health and Family Welfare
44. To the Secretary, Ministry of Labour and Employment
45. To the Secretary, Ministry of Skill Development and Entrepreneurship
46. To the Secretary, Ministry of Social Justice and Empowerment
47. To the Secretary, Ministry of Women and Child Development
48. To the Secretary, Ministry of Tribal Affairs
49. To the Secretary, Ministry of Panchayats
50. To the Secretary, Ministry of Rural Development
51. To the Secretary, Ministry of Agriculture
52. To the Secretary, Ministry of Water Resources
53. To the Secretary, Ministry of Health and Family Welfare
54. To the Secretary, Ministry of Labour and Employment
55. To the Secretary, Ministry of Skill Development and Entrepreneurship
56. To the Secretary, Ministry of Social Justice and Empowerment
57. To the Secretary, Ministry of Women and Child Development
58. To the Secretary, Ministry of Tribal Affairs
59. To the Secretary, Ministry of Panchayats
60. To the Secretary, Ministry of Rural Development
61. To the Secretary, Ministry of Agriculture
62. To the Secretary, Ministry of Water Resources
63. To the Secretary, Ministry of Health and Family Welfare
64. To the Secretary, Ministry of Labour and Employment
65. To the Secretary, Ministry of Skill Development and Entrepreneurship
66. To the Secretary, Ministry of Social Justice and Empowerment
67. To the Secretary, Ministry of Women and Child Development
68. To the Secretary, Ministry of Tribal Affairs
69. To the Secretary, Ministry of Panchayats
70. To the Secretary, Ministry of Rural Development
71. To the Secretary, Ministry of Agriculture
72. To the Secretary, Ministry of Water Resources
73. To the Secretary, Ministry of Health and Family Welfare
74. To the Secretary, Ministry of Labour and Employment
75. To the Secretary, Ministry of Skill Development and Entrepreneurship
76. To the Secretary, Ministry of Social Justice and Empowerment
77. To the Secretary, Ministry of Women and Child Development
78. To the Secretary, Ministry of Tribal Affairs
79. To the Secretary, Ministry of Panchayats
80. To the Secretary, Ministry of Rural Development
81. To the Secretary, Ministry of Agriculture
82. To the Secretary, Ministry of Water Resources
83. To the Secretary, Ministry of Health and Family Welfare
84. To the Secretary, Ministry of Labour and Employment
85. To the Secretary, Ministry of Skill Development and Entrepreneurship
86. To the Secretary, Ministry of Social Justice and Empowerment
87. To the Secretary, Ministry of Women and Child Development
88. To the Secretary, Ministry of Tribal Affairs
89. To the Secretary, Ministry of Panchayats
90. To the Secretary, Ministry of Rural Development
91. To the Secretary, Ministry of Agriculture
92. To the Secretary, Ministry of Water Resources
93. To the Secretary, Ministry of Health and Family Welfare
94. To the Secretary, Ministry of Labour and Employment
95. To the Secretary, Ministry of Skill Development and Entrepreneurship
96. To the Secretary, Ministry of Social Justice and Empowerment
97. To the Secretary, Ministry of Women and Child Development
98. To the Secretary, Ministry of Tribal Affairs
99. To the Secretary, Ministry of Panchayats
100. To the Secretary, Ministry of Rural Development

- c. Latitude/longitude coordinates of each landscape/area of intervention where the activities under GIM or convergence activities are proposed with any other complementary scheme will be furnished by the State Government.
- d. Geo-coordinates along with geo-referenced maps (including soft copy in .shp/.kml format) for each landscape/area where the activities under GIM or under convergence are proposed and being undertaken shall be duly authenticated by an officer.
- e. Satellite photographs with dates and GPS coordinates should be furnished before and after the implementation of the scheme and furnished with the physical progress report.
- f. Certification that the creation/Maintenance work has been carried out in the area of which geo-references have been submitted.
- g. Ensure saturation of the selected landscapes sequentially starting with L3s and progressing over L2s and L1s with the requisite interventions in the stipulated time period to avoid duplication.
- h. The contribution of State's matching share should be reflected in the UC.
10. In accordance with the revised procedure, the Reserve Bank of India may please be advised to pass on the credit to the Central Accounts Section, Nagpur for transferring the funds to the accounts of Government of **Odisha** and to debit the amount to the Account of Ministry of Environment, Forest & Climate Change, Govt. of India, New Delhi.

11. The State Government of **Odisha** would make provisions in their budget and on receipt of funds from RBI, release the grants of above funds within 15 days of the issue of this sanction letter to SNA the details of which are given below, under intimation to this office.

Name and Address of SNA	Name of Bank where A/c of SNA held	Name and complete address of the bank branch	IFSC/MI CR Code / Bank Branch Code	Type of Account	Account No.
SFDA, O/o PC CF, Odisha Aranya Bhawan Chandrasekharpur, Odisha -751023	HDFC Bank LTD, KIIT University, Bhubaneswar-751024	HDFC Bank LTD, KIIT University Branch, KIIT Campus, Near KIMS Administrative Block, Patia, Bhubaneswar-751024	IFSC Code-HDFC0003951	Saving	50100443974236

12. The payment sanctioned above is provisional. The final adjustment shall be made after receipt of the item wise physical and financial Progress Report (detailed report), Utilization Certificate and Audited Expenditure figures from the implementing agency at the time of next release.


(वजीर सिंह)
(VAZIR SINGH)
 अवर सचिव/Under Secretary
 पर्यावरण, वन एवं जलवायु परिवर्तन मंत्रालय
 Mo Environment, Forest and Climate Change
 भारत सरकार, नई दिल्ली
 Govt. of India, New Delhi

13. The implementing agency is requested to ensure that the Central Assistance being released shall be gainfully utilized in furtherance of the approved APO without any time overrun under the project/scheme. The proposed area coverage under the work programme should not be over-lapping with any other Central/State scheme and there should be no duplication of central / external assistance in any case.

14. The expenditure is debitable to the following Head of Accounts under Demand No. 28 of Ministry of Environment, Forest and Climate Change (2022-23).

Items	Budget Head	Amount (Rs. in Crore)
General	3601.06.101.01.01.31	3.1056
Total		3.1056

15. The sanction issues with the approval of the Competent Authority under the power delegated to the Ministries/Departments with the concurrence of Integrated Finance Division vide **IFD No.196/IFD/2023 dated 04.01.2023**.

Yours faithfully



(Vazir Singh)

Under Secretary to Government of India (GIM)

Encl: as above

Copy to: -

- The Chief Secretary, Govt. of Odisha, Bhubaneswar
- Principal Chief Conservator of Forests, Department of Forest 2nd Environment, Govt. of Odisha, Bhubaneswar.
- The Principal Secretary, Department of Forest and Environment, Govt. of Odisha, Bhubaneswar.
- The Principal Secretary, Department of Finance, Govt. of Odisha, Bhubaneswar.
- The Principal Secretary, Department of Planning and Coordination, Govt. of Odisha, Bhubaneswar.
- The Accountant General (AE), Govt. of Odisha, Bhubaneswar.
- The State Nodal Officer (GIM), Department of Forest and Environment, Govt. of Odisha, Bhubaneswar.
- The Addl. Pr. Chief Conservator of Forests, Regional Office (EZ), IV MoEF&CC, Govt. of India, Bhubaneswar.
- Additional Secretary & Financial Advisor, MoEF&CC, New Delhi.
- Inspector General of Forests (Forest Conservation), MoEF&CC, New Delhi.
- Joint Secretary (Climate Change), MoEF&CC, New Delhi.
- Joint Secretary (MGNREGS)-RE-1, MoRD, New Delhi. Joint Secretary (PF-II), Department of Expenditure, Ministry of Finance, New Delhi.
- The Manager, Reserve Bank of India, Nagpur.
- The Principal Director (Audit), Scientific Department, AGCR Building, New Delhi.
- The DDO (Cash), MoEF&CC, New Delhi.
- Account Officer (B&A), MoEF&CC, New Delhi.
- Sanction Folder/ Guard File

OFFICE OF THE
UNDER SECRETARY TO GOVERNMENT OF INDIA
(GIM)
MINISTRY OF ENVIRONMENT, FOREST AND CLIMATE CHANGE
NEW DELHI

State Odisha
Annual Plan of Operation (APO) 2021-22 Under Green India Mission Consolidated Sheet
Prevailing Wage Rate in State: Rs.308.05 /day

Sl. No.	Submission/ Intervention	Category	Type	State Cost Norm (Rs/ha)	Bhawanipatna (FDA, Kalahandi North)		Biswanathpur (FDA, Kalahandi South)		Keegaon (FDA, Kalahandi North)		Digapahandi / Berhampur (FDA, Berhampur)							
					Phys. (in ha) & Financial (in Rs.)	Target	Phys. (in ha) & Financial (in Rs.)	Target	Phys. (in ha) & Financial (in Rs.)	Target	Phys. (in ha) & Financial (in Rs.)	Target						
1	Sub-Mission 1: Enhancing quality of forest cover and improving ecosystem services	a) Moderately dense forest cover, but showing degradation	Activity: Conversion of Moderately dense forest cover to dense forest sub-Activity: Protection from fire, grazing, illicit felling etc.	200 Plant/ha. (Type A)	a) Advance Work	4993	10	49930	25	124825	25	124825	35	174755				
					b) Creation	24848	0	0	0	0	0	0	0	0				
					c) Maintenance 1 Year	9471	80	473550	50	473550	40	473550	0	0				
					II Year	5033	0	0	0	0	0	0	0					
					III Year	1863	0	0	0	0	0	0	0					
					Total	46208	60	523480	75	598375	75	598375	35	174755				
					b) Re-vegetation of degraded open forests	400 Plant/ha. (Type B)	a) Advance Work	6382	53	338246	100	638200	90	574380	90	574380		
					b) Creation	27508	0	0	0	0	0	0	0					
					c) Maintenance 1 Year	9962	100	996200	100	996200	100	996200	100	996200				
					II Year	4199	250	1049750	250	1049750	550	2309450	440	1847560				
					III Year	1175	0	0	0	0	0	0	0					
					Total	49286	403	2384196	450	2664150	740	2880030	630	3418140				
					2	Sub-Mission 2: Ecosystem restoration and increase in forest cover	a) Rehabilitation of shifting cultivation area	1600 Plant/ha.	a) Advance Work	22503	3	112515	10	225030	3	112515	0	0
									b) Creation	14367	0	0	0	0	0	0		
									c) Maintenance 1 Year	19161	25	479025	25	479025	10	191610	20	383220
II Year	6615	250	1653250	250					1653250	500	3306500	200	1326000					
III Year	1653	0	0	0					0	0	0	0						
Total	92415	380	3956910	380					3956910	625	5546200	330	3626260					
b) Restoring Scrublands	1600 Plant/ha.	a) Advance Work	37510	10					375100	15	562650	15	562650	15	562650			
		b) Creation	57278	0					0	0	0	0	0					
		c) Maintenance 1 Year	31915	25					798375	25	798375	25	798375	16	510960			
		II Year	21192	50					1059600	43	953640	50	1059600	25	529800			
		III Year	6110	0					0	0	0	0	0					
		Total	154025	85					2233075	85	2314665	90	2420625	56	1603410			
		c) Heavy Reclamation	1600 Plant/ha.	a) Advance Work					122408	0	0	5	612040	5	612040	0	0	
				b) Creation					100237	0	0	0	0	0	0			
				c) Maintenance 1 Year					43712	5	218560	5	218560	5	218560	0	0	
				II Year	24137	10	241370	0	0	100	2413700	0	0					
				III Year	21873	0	0	0	0	0	0							
				Total	312367	15	459930	10	830600	110	3244300	0	0					

(VAZIR SINGH)
Joint Director / Joint Secretary
Ministry of Environment, Forest and Climate Change
Govt. of India, New Delhi

(VAZIR SINGH)
Joint Director / Joint Secretary
Ministry of Environment, Forest and Climate Change
Govt. of India, New Delhi

Landscape Name:		Bhawanipatna (FDA, Kalahandi North)		Biswanathpur (FDA, Kalahandi South)		Kegaon (FDA, Kalahandi North)		Digapahandi / Berhampur (FDA, Berhampur)			
Sl. No.	Submission/ Intervention	Category	Type	State Cost Norm (Rs/ha)	Physical (in ha) & Financial (in Rs.) Target		Physical (in ha) & Financial (in Rs.) Target		Physical (in ha) & Financial (in Rs.) Target		
				Phy.		Fin.		Phy.		Fin.	
A. Cost norms for Sub-Missions and Intervention											
(1000 plants/ha)											
	a) Advance Work			17284	0	0	0	0	0	0	0
	Creation (Extra Gabion Rs. 277 per seedlings)			344895	0	0	0	0	0	0	0
3	Sub Mission 3: Enhancing tree cover in Urban & Peri-urban areas (including multifunctional lands)	Plantation in Urban & Peri-urban areas		251219	5	1256095	5	1256095	5	1256095	0
	1st Year (Extra Gabion Maint. Rs.40 per seedlings)			1085490	10	1085490	10	1085490	10	1085490	0
	2nd Year			96190	0	0	0	0	0	0	0
	3rd Year			817737	15	2341585	15	2341585	20	2884330	0
	Total			61610	5	308650	5	308650	5	308650	492880
	a) Farmer's land including current fallows										
	Distribution of Seedlings for planting in Farmer's Land										
	Road Side- Plantation										
	Advance Work			58184	0	0	0	0	0	0	0
	Creation (Extra Gabion Rs.277 per seedlings)			316468	0	0	0	0	0	0	0
	1st Year (Extra Gabion Maint. Rs.40 per seedlings)			304180	0	0	0	0	0	0	0
	2nd Year			186309	0	0	0	0	0	0	0
	3rd Year			165608	0	0	0	0	0	0	0
	Total			1030749	0	0	12	2471450	0	0	2235708
5	Promoting alternative energy	Biogas, Solar devices, LPG, Biomass-based systems, improved stoves	Per House Hold	3400	0	0	0	0	0	0	0
	Total (A)			1033000	1033	1330737600	1107	1671846000	1730	1982795000	12442973000
	Advance Work				113	156761100	190	285457500	170	261427000	178
	Creation			0	0	0	0	0	0	0	0
	1st Year Maintenance			310	614170500	312	675006500	295	585429000	236	381028000
	2nd Year Maintenance			610	559806000	605	711382000	605	1135323500	717	6444268000
B. For Support Activities											
1	Publicity/Media/outreach activities (1% of A)			133074		133074		167185		198218	154430
2	Monitoring and Evaluation (1% of A)			133074		133074		167185		198218	154430
3	Local-level improvement activities, 10 % of A)			1330738		1330738		1671840		1982180	1544297
4	Strengthening local-level institutions (3% A)			309221		309221		501556		594654	373289
5	Strengthening PDS (3% A)			309221		309221		501554		594654	373289
6	Mission Organisation, operation and maintenance, contingencies and overheads (2% A)			266148		266148		334369		396436	248859
	Total (B)			2663475	0	3343692	0	3964369	0	2488595	1131
	Total (A+B)			1033	1033	15968851	1107	20062152	1730	23786154	14931568


MANOJ KUMAR SINGH
 Under Secretary
 Mid Environment, Forest and Climate Change
 Govt. of India, New Delhi

(Printed on
 100% Recycled Paper)
 Digitized by eGangotri
 www.egangotri.org

Landscape Name:

Aska / Badagara
(FDA, Chumsur South)

Dhenkanal / Hindol
(FDA, Dhenkanal)

FDA, Sundargarh

FDA, Bonai

Sl. No.	Submission/ Intervention	Category	Type	State Cost Norm (Rs/ha)	Physical (in ha) & Financial (in Rs.)	Physical (in ha) & Financial (in Rs.)	Physical (in ha) & Financial (in Rs.)	Physical (in ha) & Financial (in Rs.)								
					Phys. Target	Fin. Target	Phys. Target	Fin. Target								
1	Sub-Mission 1: Enhancing quality of forest cover and improving ecological services	a) Moderately dense forest cover, but showing degradation	Activity: Conversion of Moderately dense forest cover to dense forest Sub Activity: Protection from fire, grazing, illicit felling etc.	a) Advance Work	49931	35	174755	35	174755	0	0	0	0			
				b) Creation	24848	0	0	0	0	0	0	0	0	0		
				c) Maintenance 1 Year	9471	50	473550	50	473550	0	0	0	0	0		
				II Year	5033	0	0	0	0	0	0	0	0	0		
				III Year	1863	0	0	0	0	0	0	0	0	0		
				Total	46208	85	648305	85	648305	0	0	0	0	0	0	
				200 Plant/Ha. (Type A)												
				a) Advance Work	6382	100	638200	100	638200	0	0	0	0	0	0	
				b) Creation	27568	0	0	0	0	0	0	0	0	0	0	
				c) Maintenance 1 Year	9962	100	996200	100	996200	207	2062134	200	1992400	0	0	
				II Year	4199	550	2309450	550	2309450	0	0	0	0	0	0	
				III Year	1175	0	0	0	0	0	0	0	0	0	0	
				Total	49286	750	3943850	750	3943850	207	2062134	200	1992400	0	0	
				400 Plant/Ha. (Type B)												
				a) Advance Work	12792	40	511680	40	511680	0	0	0	0	0	0	
b) Creation	52158	0	0	0	0	0	0	0	0	0	0					
c) Maintenance 1 Year	191990	100	1919900	100	1919900	275.8	5289324.5	35	671965	0	0					
II Year	6613	800	3306500	500	3306500	0	0	0	0	0	0					
III Year	1653	0	0	0	0	0	0	0	0	0	0					
Total	92415	640	5738080	640	5738080	276	5289325	35	671965	0	0					
1600 Plant/Ha.																
a) Advance Work	22505	10	225050	10	225050	0	0	0	0	0	0					
b) Creation	34667	0	0	0	0	0	0	0	0	0	0					
c) Maintenance 1 Year	19161	20	383220	20	383220	0	0	0	0	0	0					
II Year	12715	40	508600	40	508600	0	0	0	0	0	0					
III Year	3667	0	0	0	0	0	0	0	0	0	0					
Total	92415	70	1116870	70	1116870	0	0	0	0	0	0					
Sub-Mission 2: Ecosystem rehabilitation and increase in forest cover																
1600 Plant/Ha.																
a) Advance Work	37510	15	562650	10	375100	0	0	0	0	0	0					
b) Creation	57278	0	0	0	0	0	0	0	0	0	0					
c) Maintenance 1 Year	31935	20	638700	25	798375	32	1021920	0	0	0	0					
II Year	21392	80	1059600	50	1059600	0	0	0	0	0	0					
III Year	6110	0	0	0	0	0	0	0	0	0	0					
Total	154025	85	2210950	85	2233075	32	1021920	0	0	0	0					
1600 Plant/Ha.																
a) Advance Work	123408	0	0	0	0	0	0	0	0	0	0					
b) Creation	100237	0	0	0	0	0	0	0	0	0	0					
c) Maintenance 1 Year	43212	0	0	0	0	0	0	0	0	0	0					
II Year	24157	0	0	0	0	0	0	0	0	0	0					
III Year	21871	0	0	0	0	0	0	0	0	0	0					
Total	312667	0	0	0	0	0	0	0	0	0	0					

(Signature)
 (Name)
 Under Secretary
 Joint Forest Officer
 Eco-Development
 Joint Forest Officer
 Eco-Development

Page No. 1
 Date: 10/01/2020

Landscape Name:													
Sl. No.	Submission/ Intervention	Category	Type	State Cost Norm (Rs/ha)	Aska / Badagada (FDA, Ghumsur South)		Dhenkanal / Hindol (FDA, Dhenkanal)		FDA, Sundargarh		FDA, Bonai		
					Phy.	Fin.	Phy.	Fin.	Phy.	Fin.	Phy.	Fin.	
					Physical (in ha) & Financial (in Rs.) Target		Physical (in ha) & Financial (in Rs.) Target		Physical (in ha) & Financial (in Rs.) Target		Physical (in ha) & Financial (in Rs.) Target		
A. Cost norms for Sub-Missions and Intervention													
(1000 plants/ha)													
	Sub Mission 3: Enhancing tree cover in Urban & Peri-urban areas (including institutional lands)	Plantation in Urban & Peri-urban areas	Creation (Extra Gaboon Rs.277 per seedlings)	17284	0	0	0	0	0	0	0	0	
			1st Year (Extra Gaboon Maint. Rs.40 per seedlings)	251219	5	1256095	5	1256095	0	0	2	502438	
			2nd Year	108549	15	1628235	15	1628235	0	0	0	0	
			3rd Year	96190	0	0	0	0	0	0	0	0	
			Total	817737	20	2884330	20	2884330	0	0	2	502438	
	a) Farmer's land including current fallows		Distribution of Seedlings for planting in Farmer's Land	61610	8	492880	7	431270	0	0	0	0	
			Road Side Plantation	58184	0	0	0	0	0	0	0	0	
			Creation (Extra Gaboon Rs.277 per seedlings)	316468	0	0	0	0	0	0	0	0	
			1st Year (Extra Gaboon Maint. Rs.40 per seedlings)	304180	2	608360	2	608360	7	2129260	5	1520900	
			2nd Year	186109	15	2791635	15	2791635	0	0	0	0	
			3rd Year	163608	0	0	0	0	0	0	0	0	
			Total	1030749	17	3402995	17	3402995	7	2129260	5	1520900	
	5 Promoting alternative energy	Biogas, Solar devices, LPG, Biomass-based systems, improved stoves	Per House Hold	3300	0	0	0	0	0	0	0	0	
					Total(A)	20488260.00	1674.00	20398775.00	521.50	10502638.50	242.00	4687703.00	
					Advance Work	208.00	2605215.00	202.00	2356055.00	0.00	0.00	0.00	
					Creation	0.00	0.00	0.00	0.00	0.00	0.00	0.00	
					1st Year Maintenance	297.00	6276025.00	302.00	6435700.00	521.50	10502638.50	4687703.00	
					2nd Year Maintenance	1170.00	11607020.00	1170.00	11607020.00	0.00	0.00	0.00	
B. For Support Activities													
	1 Publicity/Media/outreach activities (1% of A)			204883		203988		203988		105026		46877	
	2 Monitoring and Evaluation (1% of A)			204883		203988		203988		105026		46877	
	3 Livelihood improvement activities (10 % of A)			2048826		2039878		2039878		1050264		468770	
	4 Strengthening local-level institutions (3% A)			614648		613963		613963		315079		140631	
	5 Strengthening PDS (3% A)			614648		613963		613963		315079		140631	
	6 Mission/Organisation, operation and maintenance, contingencies and overheads (2% A)			409765		407976		407976		210053		93754	
					Total(B)	4097652	0	4079755	0	2100528	0	937541	
					Total (A+B)	1675	24588912	1674	24478530	522	12603166	242	5625244


(Vazir Singh)
VAZIR SINGH
 Secretary
 M/o Environment, Forest and Climate Change
 New Delhi, India

Landscape Name:

FDA, Angul

FDA, Koraput

FDA, Nabarangpur

FDA, Raipur

Sl. No.	Submission/ Intervention	Category	Type	State Cost (Rs./ha)	Physical (in ha) & Financial (in Rs.) Target	Physical (in ha) & Financial (in Rs.) Target	Physical (in ha) & Financial (in Rs.) Target	Physical (in ha) & Financial (in Rs.) Target														
1	Sub Mission 1: Enhancing quality of forest cover and ecosystem services	a) Moderately dense forest cover, but showing degradation	Activity: Conversion of Moderately dense forest cover to dense forest. Sub-Activity: Protection from fire, grazing, illicit felling etc.	a) Advance Work	4993	40	199720	40	199720	0	0	0	0									
				b) Creation	24848	0	0	0	0	0	0	0	0	0								
				c) Maintenance 1 Year	9471	50	473550	50	473550	0	0	0	0	0								
				II Year	5033	0	0	0	0	0	0	0	0	0								
				III Year	1863	0	0	0	0	0	0	0	0	0								
				Total	46208	90	673270	90	673270	0	0	0	0	0	0							
				2	Sub Mission 2: Ecosystem restoration and increase in forest cover	b) Ecoprotection of degraded open forests	Activity: Conversion of Moderately dense forest cover to dense forest. Sub-Activity: Protection from fire, grazing, illicit felling etc.	a) Advance Work	6392	120	765840	120	765840	0	0	0	0					
								b) Creation	27568	0	0	0	0	0	0	0	0	0				
								c) Maintenance 1 Year	9962	100	996200	200	1992400	0	0	0	0	0				
								II Year	4199	0	0	0	0	0	0	0	0	0				
								III Year	1175	0	0	0	0	0	0	0	0	0				
								Total	49286	220	1762040	318	2726330	0	0	0	0	0	0			
								3	Sub Mission 3: Ecoprotection of degraded open forests	a) Rehabilitation of shifting cultivation area	Activity: Conversion of Moderately dense forest cover to dense forest. Sub-Activity: Protection from fire, grazing, illicit felling etc.	a) Advance Work	12792	100	1279200	70	895440	0	0	0	0	
												b) Creation	52188	0	0	0	0	0	0	0	0	0
												c) Maintenance 1 Year	19199	100	1919900	200	3839800	0	0	0	0	0
II Year	6613	0	0									0	0	0	0	0	0	0				
III Year	1653	0	0									0	0	0	0	0	0	0				
Total	92415	200	3199100									270	4735240	0	0	0	0	0	0			
4	Sub Mission 4: Ecoprotection of degraded open forests	a) Rehabilitation of shifting cultivation area	Activity: Conversion of Moderately dense forest cover to dense forest. Sub-Activity: Protection from fire, grazing, illicit felling etc.									a) Advance Work	22505	0	0	15	337575	0	0	0	0	
												b) Creation	34367	0	0	0	0	0	0	0	0	0
												c) Maintenance 1 Year	19161	0	0	35	670635	0	0	0	0	0
				II Year	12715	0	0					0	0	0	0	0	0	0				
				III Year	3667	0	0					0	0	0	0	0	0	0				
				Total	92415	0	0					50	1008210	0	0	0	0	0	0			
				5	Sub Mission 5: Ecoprotection of degraded open forests	b) Ecoprotection of degraded open forests	Activity: Conversion of Moderately dense forest cover to dense forest. Sub-Activity: Protection from fire, grazing, illicit felling etc.					a) Advance Work	37810	30	378100	30	1125300	0	0	0	0	
												b) Creation	57278	0	0	0	0	0	0	0	0	0
												c) Maintenance 1 Year	31935	20	638700	40	1277400	0	0	0	0	0
								II Year	21192	0	0	0	0	0	0	0	0	0				
								III Year	6110	0	0	0	0	0	0	0	0	0				
								Total	154025	30	1013800	70	2402700	0	0	0	0	0	0			
								6	Sub Mission 6: Ecoprotection of degraded open forests	c) Rawine Reclamation	Activity: Conversion of Moderately dense forest cover to dense forest. Sub-Activity: Protection from fire, grazing, illicit felling etc.	a) Advance Work	122408	0	0	5	612040	0	0	0	0	
												b) Creation	100237	0	0	0	0	0	0	0	0	0
												c) Maintenance 1 Year	45712	0	0	10	457120	0	0	0	0	0
II Year	24137	0	0									0	0	0	0	0	0	0				
III Year	21873	0	0									0	0	0	0	0	0	0				
Total	312367	0	0									15	1049160	0	0	0	0	0	0			

(Copy File)
NAZIR-SINGH

Joint Secretary
Ministry of Environment, Forest and Climate Change
Govt. of India, New Delhi

Joint Secretary
Ministry of Environment, Forest and Climate Change
Govt. of India, New Delhi

Landscape Name:				FDA, Angul		FDA, Koraput		FDA, Nabarangpur		FDA, Rairangpur	
Sl. No.	Submission/ Intervention	Category	Type	State Cost Norm (Rs/ha)	Physical (in ha) & Financial (in Rs.) Target	Physical (in ha) & Financial (in Rs.) Target	Physical (in ha) & Financial (in Rs.) Target	Physical (in ha) & Financial (in Rs.) Target	Physical (in ha) & Financial (in Rs.) Target	Physical (in ha) & Financial (in Rs.) Target	
A. Cost norms for Sub Missions and Intervention					Phy.	Fin.	Phy.	Fin.	Phy.	Fin.	
			(16000 plants/ha)								
			a) Advance Work	17284	0	0	0	0	0	0	
			Creation (Extra Gabion Rs.277 per seedlings)	344195	0	0	0	0	0	0	
3	Sub Mission 3: Enhancing tree cover in Urban & Peri-urban areas (including institutional lands)	Plantation in Urban & Peri-urban areas	1st Year (Extra Gabion Mamt. Rs.40 per seedlings)	251219	10	2512190	0	0	0	0	
			2nd Year	108549	0	0	0	0	0	0	
			3rd Year	96190	0	0	0	0	0	0	
			Total	817737	10	2512190	0	0	0	0	
			a) Farmer's land including current fallows								
			Distribution of Seedlings for planting in Farmer's Land	61610	10	616100	0	0	0	0	
			Road Side Plantation								
			Advance Work	38184	0	0	0	0	0	0	
			Creation (Extra Gabion Rs.277 per seedlings)	316468	0	0	0	0	0	0	
4	Sub Mission 4: Agro-Forestry and Social Forestry (increasing biomass & creating carbon sink)	c) Highways/ Rural roads/ Canals/Tank Bunds	1st Year (Extra Gabion Mamt. Rs.40 per seedlings)	304180	8	2433440	1.25	380225	0	8	
			2nd Year	186309	0	0	0	0	0	0	
			3rd Year	165608	0	0	0	0	0	0	
			Total	1030749	8	2433440	1	380225	0	8	
5	Promoting alternative energy	Bugias, Solar devices, LPG, Biomass-based systems, improved stoves	Per House Hold								
				3300	0	0	0	0	0	0	
			Total(A)	568,00	12209940,00	831,25	16103425,00	0,00	0,00	2433440,00	
			Advance Work	280,00	3235960,00	285,00	4520105,00	0,00	0,00	0,00	
			Creation	0,00	0,00	0,00	0,00	0,00	0,00	0,00	
			1st Year/Maintenance	288,00	8073980,00	546,25	11583320,00	0,00	0,00	2433440,00	
			2nd Year/Maintenance	0,00	0,00	0,00	0,00	0,00	0,00	0,00	
II. For Support Activities											
1	Publicity/Media/outreach activities (1% of A)			1220994	161034	161034	0	0	0	243344	
2	Monitoring and Evaluation (1% of A)			1220994	161034	161034	0	0	0	243344	
3	livelihood improvement activities, (10 % of A)			1220994	161034	161034	0	0	0	243344	
4	Strengthening local-level institutions (1% of A)			366298	483103	483103	0	0	0	73003	
5	Strengthening F.Ds. (3% of A)			366298	483103	483103	0	0	0	73003	
6	Mission Organisation, operation and maintenance, contingencies and overheads (2% of A)			244199	322066	322066	0	0	0	48668	
			Total(B)	0	2441988	3220685	0	0	0	486688	
			Total (A+B)	568	14651928	831,25	19324110	0	0	2920128	


 (उत्तरा एम) (Vazir Singh)
 Under Secretary
 Ministry of Environment, Forest and Climate Change
 Govt. of India, New Delhi

Landscape Name:

Sl. No.	Submission/ Intervention	Category	Type	State Cost Norm (Rs/ha)	FDA, Bolnagar		FDA, Baliguda		FDA, Nayagarh		FDA, Bargarh	
					Phys. Target	Fin. Target	Phys. (in ha) & Financial (in Rs.) Target	Fin. Target	Phys. (in ha) & Financial (in Rs.) Target	Fin. Target	Phys. (in ha) & Financial (in Rs.) Target	Fin. Target
1	Sub Mission 1: Enhancing quality of forest cover and improving ecosystem services	a) Moderately dense forest cover, but showing degradation	Activity: Conversion of Moderately dense forest cover to dense forest sub Activity: Protection from fire, grazing, illicit felling etc.	4993	50	249650	40	199720	0	0	0	0
					a) Advance Work	0	0	0	0	0	0	0
					b) Creation	0	0	0	0	0	0	0
					c) Maintenance 1 Year	0	0	50	473550	0	0	0
					II Year	0	0	0	0	0	0	
					III Year	0	0	0	0	0	0	
					Total	50	249650	90	673270	0	0	0
					200 Plant/Ha. (Type A)	6382	703020	70	446740	0	0	0
					a) Advance Work	27568	0	0	0	0	0	
					b) Creation	9962	2088600	250	2400500	0	0	
					c) Maintenance 1 Year	4199	0	0	0	0	0	
					II Year	1175	0	0	0	0		
III Year	0	0	0	0	0							
Total	49286	3690620	320	2937240	0	0						
400 Plant/Ha. (Type B)	12792	1176864	50	639600	0	0						
a) Advance Work	52158	0	0	0	0							
b) Creation	19199	5759700	200	3819800	0	0						
c) Maintenance 1 Year	6613	0	0	0	0							
II Year	1653	0	0	0	0							
III Year	0	0	0	0	0							
Total	92415	6916564	250	4479400	0	0						
1600 Plant/Ha.	22509	450100	0	0	0	0						
a) Advance Work	36367	0	0	0	0							
b) Creation	19161	574830	25	479025	0	0						
c) Maintenance 1 Year	12715	0	0	0	0							
II Year	3667	0	0	0	0							
III Year	0	0	0	0	0							
Total	92415	1024930	25	479025	0	0						
Sub Mission 2: Ecosystem restoration and increase in forest cover	b) Restoring Scrublands	a) Rehabilitation of shifting cultivation area	1600 Plant/Ha.	20	750200	0	0	0	0			
a) Advance Work				57278	0	0	0	0				
b) Creation				11935	1377400	25	798375	0	0			
c) Maintenance 1 Year				21192	0	0	0	0				
II Year				61160	0	0	0	0				
III Year				0	0	0	0					
Total				154025	2027600	25	798375	0	0			
1600 Plant/Ha.				122408	1224080	0	0	0	0			
a) Advance Work				100237	0	0	0	0				
b) Creation				43712	437120	5	218560	0	0			
c) Maintenance 1 Year				24137	0	0	0	0				
II Year				21871	0	0	0	0				
III Year	0	0	0	0								
Total	312167	1661200	5	218560	0	0						

(कृष्ण सिंह)
(VAZIR SINGH)
सरत सहाय/Under Secretary
अधीन, रा. व. अर्थ सहाय सहाय
Min. Environment, Forest and Climate Change
सरत सहाय, व. व. अर्थ सहाय
Govt. of India, New Delhi

कृष्ण सिंह
Under Secretary
Min. Environment, Forest and Climate Change
सरत सहाय, व. व. अर्थ सहाय
Govt. of India, New Delhi

Sl. No.	Submission/ Intervention	Category	Type	State Cost Norm (Rs/ha)	FDA, Bolangir		FDA, Balliguda		FDA, Nayagarh		FDA, Bargarh	
					Physical (in ha) & Financial (m Rs.) Target		Physical (in ha) & Financial (mRs.) Target		Physical (in ha) & Financial (mRs.) Target		Physical (in ha) & Financial (m Rs.) Target	
					Phy.	Fin.	Phy.	Fin.	Phy.	Fin.	Phy.	Fin.
A. Cost norms for Sub Missions and Intervention												
			(1000 plants/ha)									
	a) Advance Work			17264	0	0	0	0	0	0	0	0
	Creation (Extra Gabion Rs.277 per seedlings)			344495	0	0	0	0	0	0	0	0
3	Sub Mission 3: Enhancing tree cover in Urban & Peri-urban areas (including motivational lands)	Plantation in Urban & Peri-urban areas		251219	10	2512190	5	1256095	0	0	0	0
	2nd Year			108549		0		0		0		0
	3rd Year			96190		0		0		0		0
	Total			817737	10	2512190	5	1256095	0	0	0	0
	a) Farmer's land including current fallows		Distribution of Seedlings for planting in Farmer's Land	61610	10	616100	10	616100	0	0	0	0
4	Sub Mission 4: Agro-forestry and Social Forestry (increasing biomass & creating carbon sink)		Road Side Plantation									
	Advance Work			58184	0	0	0	0	0	0	0	0
	Creation (Extra Gabion Rs.277 per seedlings)			316468	0	0	0	0	0	0	0	0
	1st Year (Extra Gabion Mgmt. Rs.40 per seedlings)			304180	8	2433440	5	1520900	0	0	0	0
	2nd Year			186309		0		0		0		0
	3rd Year			163008		0		0		0		0
	Total			1030749	8	2433440	5	1520900	0	0	0	0
5	Promoting alternative energy	Biogas, Solar devices, LPG, Biomass-based systems, improved stoves	Per House Hold	3300	0	0	0	0	0	0	0	0
	Total (A)			1010,00	312,00	21152294,00	735,00	12978965,00	0,00	0,00	0,00	0,00
	Advance Work											
	Creation			0,00	0,00	0,00	0,00	0,00	0,00	0,00	0,00	0,00
	1st Year Maintenance			698,00	6,00	15983280,00	565,00	11076805,00	0,00	0,00	0,00	0,00
	2nd Year Maintenance			0,00	0,00	0,00	0,00	0,00	0,00	0,00	0,00	0,00
B. For Support Activities												
1	Publicity/Media/outreach activities (1% of A)					211523		129790				0
2	Monitoring and Evaluation (1% of A)					211523		129790				0
3	livelihood improvement activities (10 % of A)					2115229		12978977				0
4	Strengthening local-level institutions (3% of A)					634569		389369				0
5	Strengthening FDCs (3% of A)					634569		389369				0
6	Mission Organisation, operation and maintenance, contingencies and overheads (2% of A)					423046		259579				0
	Total (B)			0	1010	4230459	0	2595793	0	0	0	0
	Total (A+B)			1010	25382753	735	15574758	0	0	0	0	0


NAZIR SINGH
 Joint Secretary
 M/o Environment, Forest and Climate Change
 Govt. of India, New Delhi

Project Officer
 M/o Environment, Forest and Climate Change
 Govt. of India, New Delhi

State Odisha
Annual Plan of Operation (APO) 2021-22 Under Green India Mission Consolidated Sheet
Prevailing Wage Rate in State: Rs.308.05 /day

Landscape Name:		Total						
Sl. No.	Submission/ Intervention	Category	Type	State Cost Norm (Rs/ha)	Physical (in ha) & Financial (in Rs.) Target	Physical (in ha) & Financial (in Rs.) Target		
A. Cost Norms for Sub Missions and Intervention					Phy.	Fin.		
1	Sub Mission 1: Enhancing quality of forest cover and improving ecosystem services	a) Moderately dense forest cover, but showing degradation	Activity: Conversion of Moderately dense forest cover to dense forest Sub Activity: Protection from fire, grazing, illicit felling etc.	ad) Advance Work	4993	335	1672655	
				bi) Creation	24848	0	0	
				ci) Maintenance 1 Year	9471	400	2788400	
				ii) Year	5033	0	0	
				iii) Year	1863	0	0	
				Total	46208	735	5461055	
				200 Plants/ha. (Type A)	ad) Advance Work	6382	948	6050136
					bi) Creation	27568	0	0
					ci) Maintenance 1 Year	9962	1857	18499434
					ii) Year	4199	2390	10878410
					iii) Year	1175	0	0
					Total	49286	5395	34229980
400 Plants/ha. (Type B)	ad) Advance Work	12792	507	6483544				
	bi) Creation	52158	0	0				
	ci) Maintenance 1 Year	19199	1711	32819890				
	ii) Year	6613	2300	14548600				
	iii) Year	1653	0	0				
	Total	92415	4418	53874034				
1600 Plants/ha.	ad) Advance Work	22505	75	1687875				
	bi) Creation	34667	0	0				
	ci) Maintenance 1 Year	19161	210	4023810				
	ii) Year	12718	750	1178750				
	iii) Year	3667	0	0				
	Total	92415	838	8890435				
Sub Mission 2: Ecosystem restoration and increase in forest cover	b) Reclaiming Scrublands	1600 Plants/ha.	ad) Advance Work	37510	140	5251400		
			bi) Creation	57278	0	0		
			ci) Maintenance 1 Year	31935	293	9356955		
			ii) Year	21192	270	5721840		
			iii) Year	6110	0	0		
			Total	154025	703	20330195		
c) Keyhole Reclamation	1600 Plants/ha.	ad) Advance Work	122408	25	30602005			
		bi) Creation	100237	0	0			
		ci) Maintenance 1 Year	43712	40	1748480			
		ii) Year	24137	110	2655070			
		iii) Year	21874	0	0			
		Total	312467	175	7463750			

(Signature)
Mr. V. SINGH
Under Secretary
 Joint Director, Forest and Climate Change
 Govt. of Odisha

(Signature)
Mr. V. SINGH
 Joint Director, Forest and Climate Change
 Govt. of Odisha

State Odisha
Annual Plan of Operation (APO) 2021-22 Under Green India Mission Consolidated Sheet
Prevailing Wage Rate in State: Rs.308.05 /day

Sl. No.	Submission/ Intervention	Category	Type	State Cost Norm (Rs/ha)	Physical (in ha) & Financial (in Rs.) Target	Total
A. Cost norm for Sub Missions and Intervention						
3	Sub Mission 3: Enhancing tree cover in Urban & Peri-urban areas (including institutional lands)	Plantation in Urban & Peri-urban areas	(1000 plants/ha)			
			a) Advance Work	17284	0	0
			Creation (Extra Carbon Rs.277 per seedlings)	344495	0	0
			1st Year (Extra Carbon Maint. Rs.40 per seedlings)	251219	62	15575578
			2nd Year	108549	65	7055685
3rd Year	96190	0	0			
	Total		817737	127	22631263	
4	Sub Mission 4: Agro-Forestry and Social Forestry (increasing biomass & creating carbon sink)	a) Farmer's land including current fallows	Distribution of Seedlings for planting in Farmer's Land	61610	78	4805580
			Road Side Plantation			
			Advance Work	58184	0	0
			Creation (Extra Carbon Rs.277 per seedlings)	316468	0	0
			1st Year (Extra Carbon Maint. Rs.40 per seedlings)	304180	48	14676685
			2nd Year	186309	52	9688808
			3rd Year	165608	0	0
			Total	1030749	100	24364753
				Total (A)	1226575	183246044.50
				Advance Work	2108.00	29013390.00
	Creation	0.00	0.00			
B. For Support Activities			1st Year Maintenance	462675	100509231.50	
			2nd Year Maintenance	5537.00	5373423.00	
1	Publicity/Media/outreach activities (1% of A)				1832460	
2	Maintenance and Evaluation (1% OF A)				1832460	
3	Triebelhood improvement activities, (10 % of A)				18324604	
4	Strengthening local-level institutions (3% A)				5407381	
5	Strengthening EDS (3% A)				5407381	
6	Mission Organization, operation and maintenance, contingencies and overheads (2% A)				36653956	
	Total (B)			0	219900000	
	Total (A+B)				219900000	


(VAZIR SINGH)
 Joint Secretary
 Under Secretary
 Ministry of Environment, Forest and Climate Change
 Govt. of India, New Delhi

(2021-22)
 (2021-22)
 (2021-22)
 (2021-22)